

ANNUAL REPORT

OF


NEW JERSEY NATURAL GAS COMPANY

NAME OF RESPONDENT

1415 WYCKOFF ROAD, P.O. BOX 1464, WALL, N.J. 07719

ADDRESS OF RESPONDENT

TO THE



STATE OF NEW JERSEY
BOARD OF PUBLIC UTILITIES
44 SOUTH CLINTON AVENUE, 9TH FLOOR
POST OFFICE BOX 350
TRENTON, NEW JERSEY 07102

FOR THE YEAR ENDED DECEMBER 31, 2013

Name of Officer in charge of correspondence

with the Board regarding this report PATRICK MIGLIACCO, TREASURER &
CORPORATE CONTROLLER

Official Title TREASURER & Office Address 1415 WYCKOFF ROAD
CORPORATE CONTROLLER WALL, NJ 07719

Name and Address of Registered Agent _____

State of New Jersey
Board of Public Utilities
Two Gateway Center
Newark, New Jersey 07102

IDENTIFICATION

01 Exact Legal Name of Respondent New Jersey Natural Gas Company	02 Year of Report Dec. 31, 2013
03 Previous Name and Date of Change (If name changed during year) N/A	
04 Address of Principal Office at End of Year (Street, City, State, Zip Code) 1415 Wyckoff Road, P.O. Box 1464, Wall, NJ 07719	
05 Web Address of the Company www.njliving.com	
06 Name of Contact Person Patrick Migliaccio	07 Title of Contact Person Treasurer
08 Address of Contact Person (Street, City, State, Zip Code) 1415 Wyckoff Road, P.O. Box 1464, Wall, NJ 07719	
09 Telephone of Contact Person (Including Area Code) (732) 919-1114	10 Fax Number of Contact Person (732) 919-8237
11 E-Mail Address of Contact Person: PMigliaccio@njresources.com	
12 This Original Report is due on March 31, 2014; It is filed on March 31, 2014	
13 This is a Resubmission Report. Date Filed on (Month, Date, Year)	

CORPORATE OFFICER CERTIFICATION

The undersigned officer certifies that:

I have read this New Jersey Board of Public Utilities ("Board") Annual Financial Report which is prescribed by the Federal Energy Regulatory Commission ("FERC") and adopted by the Board. Based on my knowledge this report does not contain any untrue statement of material fact or omit to state a material fact necessary to make the statements made, in light of the circumstances such statements were made, not misleading with respect to the period covered by this report.


Based on my knowledge the financial statements, and other financial information (Comparative Balance Sheet, Statement of Income for the Year, Statement of Retained Earnings for the Year, Statement of Cash Flows, Statement of Accumulated Comprehensive Income and Hedging Activities, and Notes to the Financial Statements) included in this report conform in all material respects with the FERC's Uniform System of Accounts, as of, and for, the periods presented in this report.

I am responsible for establishing and maintaining internal accounting controls as defined by the FERC. I have designed such internal accounting controls to ensure that material information relating to the respondent and its subsidiaries, to the extent that the respondent has subsidiaries, is made known to me by others within those entities, particularly during the period in which this report is being prepared. I have evaluated the effectiveness of internal accounting controls as of a date within 90 days prior to the period in which this report (evaluation date). I have presented in this report my conclusions about the effectiveness of the internal accounting controls based on my evaluation as of the evaluation date.

I have disclosed, based on my most recent evaluation, to the respondent's auditors and the audit committee or persons performing similar functions, to the extent that respondent has an audit committee or persons performing similar functions, that all significant deficiencies in the design or operation of internal accounting control which could adversely affect the respondent's ability to record, process, summarize and report financial data and have identified for the respondent's auditors any material weaknesses in disclosure controls and procedures and any fraud, whether or not material, that involves management or other employees who have a significant role in the respondent's internal accounting controls.

I have indicated in this report whether or not there were significant changes in internal accounting control and procedures or in other factors that could significantly affect internal accounting controls and procedures subsequent to the date of my most recent evaluation, including any corrective actions with regard to significant deficiencies and material weaknesses.

In addition, I have examined the remaining schedules contained in this report; to the best of my knowledge, information, and belief all statements of fact contained in this report are correct statements of the business affairs of the respondent and the financial statements, and other financial information contained in this report, conform in all material respect to the Uniform System of Accounts.

15 Name: Patrick Migliaccio	16 Title: Treasurer & Corporate Controller
17 Signature: 	18 Date Signed: 3/26/14

Name of Respondent:

This Report is:
 An Original
 A Resubmission

Annual Report for the
 Year ended
 December 31, 2013

LIST OF SCHEDULES (Gas Utility)

Enter in Remarks column the terms "none", "not applicable", or "NA" as appropriate, where no information or amounts have been reported for certain pages. Please do not omit pages where the responses are none, "not applicable" or "NA".

Line #	Title of Schedule	Reference Page No.	Revised on	Remarks
	<u>GENERAL CORPORATE INFORMATION AND FINANCIAL STATEMENTS</u>			
1	General Information	101	Ed.12-96	
2	Control Over Respondent	102	Ed.12-96	
3	Corporations Controlled By Respondent	103	Ed.12-96	
4	Officers	104	Ed.12-87	
5	Directors	105	Ed.12-88	
6	Security Holders And Voting Powers	107	Ed.12-96	
7	Important Changes During the Year	108.1	Ed.12-96	
	Comparative Balance Sheet:			
8	Assets And Other Debits	110-111	Rev. 06-04	
9	Liabilities And Other Credits	112-113	Rev. 06-04	
10	Statement of Income	114-116	Rev. 06-04	
11	Statement of Accumulated Comprehensive Income and Hedging Activities	117-117a	New 06-02	
12	Statement of Retained Earnings	118-119	Rev. 06-04	
13	Statement of Cash Flows	120-120a	Rev. 06-04	
14	Notes to Financial Statements	122.1	Rev. 12-07	
	<u>BALANCE SHEET SUPPORTING SCHEDULES:</u>			
	<u>ASSETS AND OTHER DEBITS:</u>			
15	Summary of Utility Plant and Accumulated Provision for Depreciation, Amortization & Depletion	200-201	Ed.12-96	
16	Gas Plant in Service (Acct. 101,102,103,106)	204-209	Ed.12-96	
17	Gas Property & Capacity Leased From Others	212	Ed.12-96	
18	Gas Property & Capacity Leased to Others	213	Ed.12-96	
19	Gas Plant Held for Future Use (Acct. 105)	214	Ed.12-96	
20	Production Properties Held for Future Use	215	Ed.12-89	
21	Construction Work-In Progress-Gas(Acct. 107)	216	Ed.12-96	
22	Construction Overheads - Gas	217	Ed.12-89	
23	Non-Traditional Rate Treatment Afforded New Proj.	217-217a	New 12 - 07	
24	General Description of Construction Overhead Proc.	218.1 - 218a	Rev 12 - 07	
25	Accumulated Provision for Depre. Of Gas Utility Plant	219	Ed.12-96	
26	Gas Stored	220	Rev. 04-04	
27	Nonutility Property (Acct. 121)	221	Ed.12-89	
28	Accumulated Provision for Depreciation & Amortization of Nonutility Property	221	Ed.12-89	
29	Investments (Acct. 123,124 and 136)	222-223	Ed.12-96	
30	Investments in Subsidiary Companies(acct 123.1)	224-225	Ed.12-96	
31	Gas Prepayments Under Purchase Agreements	226-227	Ed.12-88	

Name of Respondent:	This Report is: <input type="checkbox"/> An Original <input type="checkbox"/> A Resubmission	Annual Report for the Year ended December 31, 2013
---------------------	--	--

LIST OF SCHEDULES (Gas Utility)

Enter in Remarks column the terms "none", "not applicable", or "NA" as appropriate, where no information or amounts have been reported for certain pages. Please do not omit pages where the responses are none, "not applicable" or "NA".

Line #	Title of Schedule	Reference Page No.	Revised on	Remarks
	<u>BALANCE SHEET SUPPORTING SCHEDULES:</u> <u>ASSETS AND OTHER DEBITS: (Continued)</u>			
32	Advances for Gas Prior to Initial Deliveries or Commission Certification	229	Ed.12-87	
33	Prepayments (Acct. 165)	230a	Ed.12-96	
34	Extraordinary Property Losses (Acct. 182.1)	230b	Ed.12-96	
35	Unrecovered Plant & Regulatory Study Costs (182.2)	230c	Ed.12-96	
36	Preliminary Survey and Investigation Charges	231	Ed.12-88	
37	Other Regulatory Assets (Acct. 182.3)	232	Rev 12 - 07	
38	Miscellaneous Deferred Debits (Acct. 186)	233	Ed.12-96	
39	Accumulated Deferred Income Taxes (Acct. 190)	234 - 235	Rev 12 - 07	
	<u>BALANCE SHEET SUPPORTING SCHEDULES:</u> <u>LIABILITIES AND OTHER CREDITS:</u>			
40	Capital Stock (Acct. 201 and 204)	250-251	Ed.12-96	
41	Capital Stock: Subscribed, Liability for Conversion, Premium on and Installments Received on Capital Stock	252	Ed.12-96	
42	Other Paid-In Capital (Acct. 208-211 inc.)	253	Ed.12-96	
43	Discount On Capital Stock (Acct. 213)	254	Ed.12-96	
44	Capital Stock Expense (Acct. 214)	254	Ed.12-96	
45	Securities Issued/Assumed & Refunded/Retired	255.1	Ed.12-96	
46	Long-Term Debt (Acct. 221, 222, 223 & 224)	256-257	Ed.12-96	
47	Unamortized Debt Expense, Premium and Discount on Long-Term Debt	258-259	Ed.12-96	
48	Unamortized Loss and Gain on Reacquired Debt	260	Ed.12-96	
49	Reconciliation of Reported Net Income With Taxable Income For Federal Income Taxes	261	Ed.12-96	
50	Taxes Accrued, Prepaid and Charged During the Year - Distribution of Taxes Charged	262a-263b	Rev. 12 - 07	
51	Investment Tax Credits Generated and Utilized	264-265	Ed.12-88/12-89	
52	Accumulated Deferred Investment Tax Credits	266-267	Ed.12-88/12-89	
53	Miscellaneous Current and Accrued Liabilities	268	Ed.12-96	
54	Other Deferred Credits (Acct. 253)	269	Ed.12-96	
55	Undelivered Gas Obligations Under Sales Agreements	270-271	Ed.12-86/12-89	
	Accumulated Deferred Income Taxes:			
56	Accelerated Amortization Property (Acct. 281)	272-273	Ed.12-89	
57	Other Property (Acct. 282)	274-275	Rev. 12 - 07	
58	Other	276-277	Rev. 12 - 07	
59	Other Regulatory Liabilities (Acct. 254)	278	Rev. 12 - 07	
60	Monthly Quantity & Revenue Data by Rate Schedule	299 - 299a.1	New 12 - 08	

Name of Respondent:

This Report is:
 An Original
 A Resubmission

Annual Report for the
 Year ended
 December 31, 2013

LIST OF SCHEDULES (Gas Utility)

Enter in Remarks column the terms "none", "not applicable", or "NA" as appropriate, where no information or amounts have been reported for certain pages. Please do not omit pages where the responses are none, "not applicable" or "NA".

Line #	Title of Schedule	Reference Page No.	Revised on	Remarks
	<u>INCOME ACCOUNT SUPPORTING SCHEDULES:</u>			
61	Gas Operating Revenues (Acct. 400)	300-301 301A-301B	Rev. 12 - 07 Ed.12-96&3-98	
	Revenues from Transportation of Gas of Others Thru:			
62	- Gathering Facilities (Acct. 489.1)	302-303	Ed.12-96	
63	- Transmission Facilities (Acct. 489.2)	304-305	Ed.12-96	
64	Revenues from Storing Gas of Others(Acct.489.4)	306-307	Ed.12-96	
65	Other Gas Revenues (Acct. 495)	308	Ed.12-96	
66	Sales for Resale Natural Gas (Acct. 483)	310-311	Ed.12-88	
67	Revenues from Transportation of Gas of Others: - Natural Gas (Acct. 489)	312-313	Ed.12-88	
68	Discounted and Negotiated Rate Services	313	New 12 - 07	
69	Sales of Products Extracted from Natural Gas(490)	315	Ed.12-86	
70	Revenues from Natural Gas Processed by Others(491)	315	Ed.12-86	
71	Gas Operation and Maintenance Expenses	316-325	Ed.12-89/12-96	
72	Exploration and Development Expenses	326	Ed.12-88	
73	Abandoned Lease (Acct. 797)	326	Ed.12-88	
74	Gas Purchases (Acct 800 through 805.1)	327-327A	Ed.12-89/12-96	
75	Exchange and Imbalance Transactions	328	Ed.12-96	
76	Exchange Gas Transactions (Acct. 806)	329-329B	Ed.12-88	
77	Summary of Gas Account	G329C	BPU Schedule	
78	Gas Used In Utility Operations	331	Ed.12-96	
79	Transmission & Compression of Gas by Others	332	Ed.12-96	
80	Other Gas Supply Expenses (Acct. 813)	334	Ed.12-96	
81	Miscellaneous General Expenses (Acct. 930.2)	335	Ed.12-96	
82	Depreciation, Depletion & Amortization of Gas Plant	336-338	Ed.12-96	
83	Income from Utility Plant Leased to Others	339	Ed.12-86	
84	Particulars Concerning Certain Income Deductions and Interest Charges Account	340	Ed.12-96	
85	Distribution Type Sales By States	341-342	Ed.12-88	
86	Residential & Commercial Space Heating Customers	343	Ed.12-88	
87	Interruptible, Off Peak, and Firm Sales to Distribution System Industrial Customers	343	Ed.12-88	
88	Field and Main Line Industrial Sales of Natural Gas	344-347	Ed.12-87/12-89	
89	Number of Gas Department Employees	348	Ed.12-88	

Name of Respondent:	This Report is:	Annual Report for the Year ended December 31, 2013
	<input type="checkbox"/> An Original <input type="checkbox"/> A Resubmission	

LIST OF SCHEDULES (Gas Utility)

Enter in Remarks column the terms "none", "not applicable", or "NA" as appropriate, where no information or amounts have been reported for certain pages. Please do not omit pages where the responses are none, "not applicable" or "NA".

Line #	Title of Schedule	Reference Page No.	Revised on	Remarks
	<u>COMMON SECTION:</u>			
90	Regulatory Commission Expenses (Acct. 928)	350-351	Ed.12-96	
91	Employee Pensions and Benefits (Acct. 926)	352	New 12 - 07	
92	Research, Development & Demonstration Activities	352-353	Ed.12-87/12-89	
93	Distribution of Salaries And Wages	354-355	Ed.12-96 Rev.	
94	Charges for Outside Professional & Consultative Svc.	357	Ed.12-96 Rev.	
95	Transactions with Associated (Affiliated) Companies	358	New 12 - 07	
	<u>GAS PLANT STATISTICAL DATA</u>			
96	Natural Gas Reserves And Land Acreage	500-501	Ed.12-89	
97	Changes in Estimated Natural Gas Reserves	503	Ed.12-89	
98	Changes in Estimated Hydrocarbon Reserves and Costs, and Net Relizable Value	504-505	Ed.12-87/12-88	
99	Natural Gas Production & Gathering Statistics	506	Ed.12-88	
100	Products Extraction Operations-Natural Gas	507	Ed.12-88	
101	Compressor Stations	508-509	Rev 12 - 07	
102	Gas and Oil Wells	510	Ed.12-87	
103	Field and Storage Lines	511	Ed.12-87	
104	Gas Storage Projects	512-513	Ed.12-96	
105	Transmission Lines	514	Ed.12-96	
106	Liquefied Petroleum Gas Operations	516-517	Ed.12-86/12-89	
107	Transmission System Peak Deliveries	518	Ed.12-96	
108	Auxiliary Peaking Facilities	519	Ed.12-96	
109	Gas Account - Natural Gas	520	Rev 01 - 11	
110	Shipper Supplied Gas for the current quarter	521a-M1to 521d-M3	Rev 02 - 11	
111	System Maps	522.1	Ed.12-96	
112	System Load Statistics	523	Ed. 2-97	
113	Distribution Mains	524	-	
114	Services / Meters	525	Ed.12-96	
115	Footnote Reference	551	Ed.12-96	
116	Footnote Text	552	Ed.12-96	
117	Index	Index 1 To Index 4	Ed.12-96	
	Stockholders' Reports: Check Appropriate Box) <input type="checkbox"/> Four Copies will be submitted. <input type="checkbox"/> No Annual Report to Stockholder is prepared.			

Next Page Is 101

<p style="text-align: center;">NAME OF RESPONDENT New Jersey Natural Gas Company</p>	<p style="text-align: center;">This Report is: <input checked="" type="checkbox"/> An Original <input type="checkbox"/> A Resubmission</p>	<p style="text-align: center;">Date of Report March 31, 2014</p>	<p style="text-align: center;">Year of Report Dec. 31, 2013</p>
--	--	--	---

GENERAL INFORMATION

1. Provide name and title of officer having custody of the general corporate books of account and address of office where the general corporate books are kept and address of office where any other corporate books of account are kept, if different from that where the general corporate books are kept.

Glenn Lockwood, Executive Vice President & Chief Financial Officer
1415 Wyckoff Road, P.O. Box 1464
Wall, NJ 07719

2. Provide the name of the State under the laws of which respondent is incorporated and date of incorporation. If incorporated under a special law, give reference to such law. If not incorporated, state that fact and give the type of organization and the date organized.

Incorporated under the laws of the State of New Jersey, March 14, 1922 under Acts Concerning Corporation, To Wit, Chapter 26, Laws of 1881 and Chapter 127 of the Laws of 1897.

3. If at any time during the year the property of respondent was held by a receiver or trustee, give (a) name of receiver trustee, (b) date of such receiver or trustee took possession, (c) the authority by which the receivership or trusteeship was created, and (d) date when possession by receiver or trustee ceased.

Not applicable

4. State the classes of utility and other services furnished by respondent during the year in each State in which the respondent operated.

Respondent distributes and transports natural gas in the State of New Jersey.
Respondent also participates in capacity management and off-system sales programs to wholesale customers.

5. Have you engaged as the principal accountant to audit your financial statements an accountant who is not the principal accountant for your previous year's certified financial statements?

(1) Yes...Enter the date when such independent accountant was initially engaged: _____
(2) No

NAME OF RESPONDENT New Jersey Natural Gas Company	This Report is: <input checked="" type="checkbox"/> An Original <input type="checkbox"/> A Resubmission	Date of Report March 31, 2014	Year of Report Dec. 31, 2013
---	---	----------------------------------	---------------------------------

CONTROL OVER RESPONDENT

1. Report in column (a) the names of all corporations, partnerships, business trusts, and similar organizations that directly, indirectly, or jointly held control (see page 103 for definition of control) over the respondent at the end of the year.
 If control is in a holding company organization, report in a footnote the chain of organization.

2. If control is held by trustees, state in a footnote the names of trustees, the names of beneficiaries for whom the trust is maintained, and the purpose of the trust.
 3. In column (b) designate type of control over the respondent. Report an "M" if the company is the main parent of controlling company having ultimate control over the respondent. Otherwise, report a "D" for direct, an "I" for indirect, or "J" for joint control.

Line No.	Company Name	Type of Control	State of Incorporation	Percent Voting Stock Owned
	(a)	(b)	(c)	(d)
1	New Jersey Natural Gas Company is a subsidiary of New Jersey Resources Corporation ("Resources").		New Jersey	100.000%
2				
3				
4				
5				

NAME OF RESPONDENT New Jersey Natural Gas Company	This Report is: <input checked="" type="checkbox"/> An Original <input type="checkbox"/> A Resubmission	Date of Report March 31, 2014	Year of Report Dec. 31, 2013
---	---	---	--

CORPORATIONS CONTROLLED BY RESPONDENT

- | | |
|--|--|
| <p>1. Report below the names of all corporations, business trusts, and similar organizations, controlled directly or indirectly by respondent at any time during the year. If control ceased prior to end of year, give particulars (details) in a footnote.</p> <p>2. If control was by other means than a direct holding of voting rights, state in a footnote the manner in which control was held, naming any intermediaries involved.</p> | <p>3. If control was held jointly with one or more other interests, state the fact in a footnote and name the other interests.</p> <p>4. In column (b) designate type of control of the respondent as "D" for direct, an "I" for indirect, or a "J" for joint control.</p> |
|--|--|

DEFINITIONS

- | | |
|--|---|
| <p>1. See the Uniform System of Accounts for a definition of control.</p> <p>2. Direct control is that which is exercised without interposition of an intermediary.</p> <p>3. Indirect control is that which is exercised by the interposition of an intermediary that exercises direct control.</p> | <p>4. Joint control is that in which neither interest can effectively control or direct action without the consent of the other, as where the voting control is equally divided between two holders, or each party holds a veto power over the other. Joint control may exist by mutual agreement or understanding between two or more parties who together have control within the meaning of the definition of control in the Uniform System of Accounts, regardless of the relative voting rights of each party.</p> |
|--|---|

Line No.	Name of Company Controlled (a)	Type of Control (b)	Kind of Business (c)	Percent Voting Stock Owned (d)	Footnote Reference (e)
1	None				
2					
3					
4					
5					

NAME OF RESPONDENT NEW JERSEY NATURAL GAS COMPANY	This Report is: <input checked="" type="checkbox"/> An Original <input type="checkbox"/> A Resubmission	Date of Report March 31, 2014	Year of Report Dec. 31, 2013
---	---	----------------------------------	---------------------------------

OFFICERS

1. Report below the name, title and salary for each executive officer whose salary is \$50,000 or more. An "executive officer" of a respondent includes its president, secretary, treasurer, and vice president in charge of a principal business unit, division or function (such as sales, administration or finance), and any other person who performs similar policy-making functions.

2. If a change was made during the year in the incumbent of any position, show name and total remuneration of the previous incumbent, and date the change in incumbency was made.

3. Utilities which are required to file the same data with the Securities and Exchange Commission, may substitute a copy of item 4 of Regulation S-K (identified as this page). The substituted page(s) should be the same size as this page.

Line No.	Title (a)	Name of Officer (b)	Salary Year (c)	for
1	Chairman of the Board & CEO	Laurence M. Downes	(a)	
2	Executive VP & Chief Operating Officer	Kathleen T. Ellis		
3	Senior VP & General Counsel	Mariellen Dugan	(a)	
4	Corporate Secretary	Rhonda M. Figueroa	(a)	
5	Treasurer	Patrick Migliaccio	(a)	
6	VP, Customer Services	Kathleen F. Kerr		
7	VP - Energy Delivery	Craig A. Lynch		
8	VP, Marketing	Thomas J. Massaro, Jr.		
9	VP - Regulatory & External Affairs	Mark R. Sperduto		
10				
11				
12				
13				
14				
15				
16				
17				
18	(a) Salary paid by either NJ Resources Corp. or			
19	NJR Service Corp.			
20				
21				
22				
23				
24				
25				
26				
27				
28				
29				
30				
31				
32				
33				
34				
35				
36				
37				
38				
39				
40				
41				
42				
43				
44				

NAME OF RESPONDENT New Jersey Natural Gas Company	This Report is: <input checked="" type="checkbox"/> An Original <input type="checkbox"/> A Resubmission	Date of Report March 31, 2014	Year of Report Dec. 31, 2013
DIRECTORS			
1. Report below the information called for concerning each director of the respondent who held office at any time during the year. Include in column (a), abbreviated titles of the directors who are officers of the respondent.		2. Designate members of the Executive Committee by an asterisk and the Chairman of the Executive Committee by a double asterisk.	
Name (and Title) of Director (a)	Principal Business Address (b)	No. of Directors Meetings During Yr. (c)	Fees During Year (d)
Laurence M. Downes President and CEO Lawrence R. Codey Donald L. Correll Robert B. Evans Alfred C. Koeppe (Lead Director) Sharon C. Taylor	New Jersey Resources Corp. 1415 Wyckoff Road Wall, NJ 07719 100 Flyway Drive Kiawah Island, SC 29455 746 Wooded Trail Franklin Lakes, NJ 07417 100 College Street Minden, LA 71055 141 Glimmer Glass Circle Manasquan, NJ 08736 7 Orchard Court Montclair, NJ 07042	6 3 6 6 6 1	 \$9,000 \$9,000 \$9,000 \$14,000 \$1,500

Blank Page
[Next page is 107]

NAME OF RESPONDENT New Jersey Natural Gas Company	This Report is: <input checked="" type="checkbox"/> An Original <input type="checkbox"/> A Resubmission	Date of Report March 31, 2014	Year of Report Dec. 31, 2013
--	---	----------------------------------	---------------------------------

SECURITY HOLDERS AND VOTING POWERS

1. Give the names and addresses of the 10 security holders of the respondent who, at the date of the latest closing of the stock book or compilation of list of stock holders of the respondent, prior to the end of the year, had the highest voting powers in the respondent, and state the number of votes that each could cast on that date if a meeting were held. If any such holder held in trust, give in a footnote the known particulars of the trust (whether voting trust etc.), duration of trust and principal holders of beneficiary interests in the trust. If the Company did not close the stock book or did not compile a list of stockholders within one year prior to the end of the year, or if since it compiled the previous list of stockholders, some other class of security has become vested with voting rights, then show such 10 security holders as of the close of the year. Arrange the names of the security holders in the order of voting power, commencing with the highest. Show in column (a) the titles of officers and directors included in such list of 10 security holders.

2. If any security other than stock carries voting rights, explain in a supplemental statement how such security

became vested with voting rights and give other important details concerning the voting rights of such security. State whether voting rights are actual or contingent; if contingent, describe the contingency.

3. If any class of issue of security has any special privileges in the election of directors, trustees or managers or in the determination of corporate action by any method, explain briefly in a footnote.

4. Furnish details concerning any options, warrants, or rights outstanding at the end of the year for others to purchase securities of the respondent or any securities or other assets owned by the respondent, including prices, expiration dates, and other material information relating to exercise of the options, warrants, or rights. Specify the amount of such securities or assets any officer, director, associated company, or any of the 10 largest security holders is entitled to purchase. This instruction is inapplicable to convertible securities or to any securities substantially all of which are outstanding in the hands of the general public where the options, warrants or rights were issued on a prorata basis.

1. Give date of the latest closing of the stock book prior to end of year, and, state in a footnote, the purpose of such closing:

Not Applicable

2. State the total number of votes cast at the latest general meeting prior to the end of year for election of directors of the respondent and number of such votes cast by proxy
Total: 3,214,923
By Proxy: 0

3. Give the date and place of such meeting:
January 22, 2014
by written consent of sole member

Line No.	Name (title) and Address of Security Holder (a)	VOTING SECURITIES			
		Number of votes as of (date):			
		Total Votes (b)	Common Stock (c)	Preferred Stock (d)	Other (e)
4	TOTAL votes of all voting securities	3,214,923	3,214,923		
5	TOTAL number of security holders				
6	TOTAL votes of security holders listed below	3,214,923	3,214,923		
7	NEW JERSEY RESOURCES CORPORATION	3,214,923	3,214,923		
8	1415 Wyckoff Road				
9	Wall, NJ 07719				
10					
11					
15					
16					
17					
18					
19					
20					
21					
22					
23					
24					
25					
26					

Footnotes:
Item 1 Security Holders in trust - NONE
Item 2 Voting rights for securities other than stock - NONE
Item 3 Securities with special privileges - NONE

NAME OF RESPONDENT
New Jersey Natural Gas Company

This Report is:
 An Original
 A Resubmission

Date of Report
March 31, 2014

Year of Report
Dec. 31, 2013

IMPORTANT CHANGES DURING THE QUARTER/YEAR

Give details concerning the matters indicated below. Make the statements explicit and precise, and number them in accordance with the inquiries. Answer each inquiry. Enter "none" or "not applicable" where applicable. If the answer is given elsewhere in the report, refer to the schedule in which it appears.

1. Changes in and important additions to franchise rights: Describe the actual consideration and state from whom the franchise rights were acquired. If the franchise rights were acquired without the payment of consideration, state that fact.
2. Acquisition of ownership in other companies by reorganization, merger or consolidation with other companies: Give names of companies involved, particulars concerning the transactions, name of the Commission authorizing the transaction, and reference to Commission authorization.
3. Purchase or sale of any operating unit or system: Briefly describe the property, and the related transactions, and cite Commission authorization, if any was required. Give date journal entries called for by Uniform System of Accounts were submitted to the Commission.
4. Important leaseholds (other than leaseholds for natural gas lands) that have been acquired or given, assigned or surrendered: Give effective dates, lengths of terms, names of parties, rents, and other conditions. State name of Commission authorizing lease and give reference to such authorization.
5. Important extension or reduction of transmission or distribution system: State territory added or relinquished and date operations began or ceased and cite Commission authorization, if any was required. State also the approximate number of customers added or lost and approximate annual revenues of each class of service.

Each natural gas company must also state major new continuing sources of gas made available to it from purchases, development, purchase contract or otherwise, giving location and approximate total gas volumes available, period of contracts, and other parties to any such arrangements, etc.

6. Obligations incurred or assumed by respondent as a guarantor for the performance by another of any agreement or obligation, including ordinary commercial paper maturing on demand or not later than one year after date of issue: State on behalf of whom the obligation was assumed and amount of the obligation. Cite Commission authorization if any was required.
7. Changes in articles of incorporation or amendments to charter: Explain the nature and purpose of such changes or amendments
8. State the estimated annual effect and nature of any important wage scale changes during the year.
9. State briefly the status of any materially important legal proceedings pending at the end of the year, and the results of any such proceedings culminated during the year.
10. Describe briefly any materially important transactions of the respondent not disclosed elsewhere in this report in which an officer, director, security holder, voting trustee, associated company or known associate of any of these persons was a party or in which any such person had a material interest.
11. Estimated increase or decrease in annual revenues caused by important rate changes: State effective date and approximate amount of increase or decrease for each revenue classification. State the number of customers affected.

New Jersey Natural Gas Company, for the purposes of this report, is referred to as "the Company".

1. Franchises

There were no changes to the number of franchises held in 2013. The following were approved for continuation

Municipality	Length of Time	Date Approved by BPU
Wall	50 years	5/31/13
Ocean Township(Ocean County)	5 years	5/31/13
Manasquan	5 years	5/31/13

2, 3, 4, 6, 7, 9 and 10 None

5. a) See pages 514 and 524 for details of all transmission and distribution system activity for the year.
b) See pages 300-301 for details of revenues and volumes by class of service.

8. On December 7, 2011, the Company reached an agreement with its union, IBEW Local 1820, on a new collective bargaining agreement which will be in place for five years, beginning December 8, 2011. This agreement provides for, among other things, annual wage increases of 2.75, 3.0, 3.0, 3.0, and 3.25 percent annual impact, effective December 8, 2011, 2012, 2013, 2014 and 2015, respectively.

New Jersey Natural Gas Company	This Report is:	Date of Report (Mo, Da, Yr)	Year of Report
	<input checked="" type="checkbox"/> An Original <input type="checkbox"/> A Resubmission	March 31, 2014	Dec. 31, 2013

IMPORTANT CHANGES DURING THE YEAR

LEGAL AND REGULATORY PROCEEDINGS

STATE-General

NJNG is subject to the jurisdiction of the BPU with respect to a wide range of matters such as base tariff rates and regulatory rider rates, the issuance of securities, the adequacy of service, the manner of keeping its accounts and records, the sufficiency of natural gas supply, pipeline safety, environmental issues, compliance with affiliate standards and the sale or encumbrance of its properties.

The EDECA is the legal framework for New Jersey's public utility and wholesale energy landscape. NJNG is required, pursuant to a written order by the BPU under EDECA, to open its residential markets to competition from third-party natural gas suppliers. Customers can choose the supplier of their natural gas commodity in NJNG's service territory.

As required by EDECA, NJNG's rates are segregated into two primary components, the commodity portion, which represents the wholesale cost of natural gas, including the cost for interstate pipeline capacity to transport the gas to NJNG's service territory, and the delivery portion, which represents the transportation of the commodity portion through NJNG's gas distribution system to the end-use customer. NJNG does not earn utility gross margin on the commodity portion of its natural gas sales. NJNG earns utility gross margin through the delivery of natural gas to its customers, regardless of whether it or a third-party supplier provides the wholesale natural gas commodity.

Under EDECA, the BPU is required to audit the state's energy utilities every two years. The primary purpose of the audit is to ensure that utilities and their affiliates offering unregulated retail services do not have an unfair competitive advantage over nonaffiliated providers of similar retail services. A combined competitive services and management audit of NJNG commenced in August 2013, and a final report on findings and recommendations is expected to be approved by the BPU in fiscal 2014.

NJNG is subject to cost-based regulation, therefore, it is permitted to recover authorized operating expenses and earn a reasonable return on its utility investment based on the BPU's approval, in accordance with accounting guidance applicable to regulated operations. The impact of the ratemaking process and decisions authorized by the BPU allows NJNG to capitalize or defer certain costs that are expected to be recovered from its customers as regulatory assets and to recognize certain obligations representing amounts that are probable future expenditures as regulatory liabilities.

As recovery of regulatory assets is subject to BPU approval, if there are any changes in regulatory positions that indicate recovery is not probable, the related cost would be charged to income in the period of such determination.

Regulatory assets and liabilities included on the Consolidated Balance Sheets as of September 30, are comprised of the following:

<i>(Thousands)</i>	2013	2012
Regulatory assets-current		
Underrecovered gas costs	\$ 953	\$ 7,053
Conservation Incentive Program	18,887	25,681
New Jersey Clean Energy Program	14,532	—
Total current regulatory assets	\$ 34,372	\$ 32,734
Regulatory assets-noncurrent		
Environmental remediation costs		
Expended, net of recoveries	\$ 46,968	\$ 59,745
Liability for future expenditures	183,600	182,000
Deferred income taxes	10,718	11,405
Derivatives, net	19	—
SAVEGREEN	30,004	26,025
New Jersey Clean Energy Program	—	5,619
Postemployment and other benefit costs	101,415	142,495
Deferred Superstorm Sandy costs	14,822	—
Other noncurrent regulatory assets	14,656	13,974

New Jersey Natural Gas Company	This Report is:	Date of Report (Mo, Da, Yr)	Year of Report
	<input checked="" type="checkbox"/> An Original <input type="checkbox"/> A Resubmission	March 31, 2014	Dec. 31, 2013

IMPORTANT CHANGES DURING THE YEAR

Regulatory liability-current

Derivatives, net	1,456	1,169
Total current regulatory liabilities	\$ 1,456	\$ 1,169

Regulatory liabilities-noncurrent

Cost of removal obligation	\$ 79,315	\$ 65,994
Derivatives, net	—	1,000
Other noncurrent regulatory liabilities	332	83
Total noncurrent regulatory liabilities	\$ 79,647	\$ 67,077

NJNG's recovery of costs is facilitated through its base tariff rates, BGSS and other regulatory tariff riders. NJNG is required to make an annual filing to the BPU by June 1 of each year for review of its BGSS, CIP and various other programs and related rates. Annual rate changes are requested to be effective at the beginning of the following fiscal year. In addition, NJNG is also permitted to request approval of certain rate or program changes on an interim basis. All rate and program changes are subject to proper notification and BPU review and approval.

Gas Costs

NJNG recovers its cost of gas through the BGSS rate component of its customers' bills. NJNG's cost of gas includes the purchased cost of the natural gas commodity, fees paid to pipelines and storage facilities, adjustments as a result of BGSS incentive programs, and hedging transactions. Under-recovered gas costs represent a regulatory asset that generally occurs during periods when NJNG's BGSS rates are lower than actual costs and requests amounts to be recovered from customers in the future. Conversely, over-recovered gas costs represent a regulatory liability that generally occurs when NJNG's BGSS rates are higher than actual costs and requests approval to be returned to customers including interest, when applicable, in accordance with NJNG's approved BGSS tariff.

Conservation Incentive Program

The CIP permits NJNG to recover utility gross margin variations related to customer usage resulting from customer conservation efforts and allows NJNG to mitigate the impact of weather on its gross margin. Such utility gross margin variations are recovered in the year following the end of the CIP usage year, without interest, and are subject to additional conditions, including an earnings test and an evaluation of BGSS related savings.

New Jersey Clean Energy Program

The NJCEP is a statewide program that encourages energy efficiency and renewable energy. Funding amounts are determined by the BPU's Office of Clean Energy and all New Jersey utilities are required to share in the annual funding obligation. The current NJCEP program is for the State of New Jersey's fiscal year ending June 2014. NJNG recovers the costs associated with its portion of the NJCEP obligation, including interest, through its SBC rate rider over a one-year period.

Environmental Remediation Costs

NJNG is responsible for the cleanup of certain former gas manufacturing facilities. Actual expenditures are recovered from customers, with interest, over seven year rolling periods, through a RA rate rider. Recovery for NJNG's estimated future liability will be requested and/or recovered when actual expenditures are incurred. See *Note 13. Commitments and Contingencies*.

Deferred Income Taxes

In 1993, NJNG adopted the provisions of *ASC 740, Income Taxes*, which changed the method used to determine deferred tax assets and liabilities. Upon adoption, NJNG recognized a transition adjustment and corresponding regulatory asset representing the difference between NJNG's existing deferred tax amounts compared with the deferred tax amounts calculated in accordance with the change in method prescribed by *ASC 740*. NJNG recovers the regulatory asset associated with these tax impacts through future base rates, without interest.

New Jersey Natural Gas Company	This Report is: <input checked="" type="checkbox"/> An Original <input type="checkbox"/> A Resubmission	Date of Report (Mo, Da, Yr) March 31, 2014	Year of Report Dec. 31, 2013
---------------------------------------	---	--	-------------------------------------

IMPORTANT CHANGES DURING THE YEAR

Derivatives

Derivatives are utilized by NJNG to manage the price risk associated with its natural gas purchasing activities and to participate in certain BGSS incentive programs. The gains and losses associated with NJNG's derivatives are recoverable through its BGSS, as noted above, without interest. See *Note 4. Derivatives*.

SAVEGREEN

NJNG administers certain programs that supplement the state's NJCEP and that allows NJNG to promote clean energy to its residential and commercial customers, as described further below. NJNG will recover related expenditures and a weighted average cost of capital through a tariff rider, as approved by the BPU, over a two to ten year period depending upon the specific program incentive.

Postemployment and Other Benefit Costs

Postemployment and Other Benefit Costs represents NJNG's underfunded postemployment benefit obligations that the Company began recognizing in fiscal 2006, as a result of changes in the accounting provisions of ASC 715, Compensation and Benefits, as well as a fiscal 2010 tax charge resulting from a change in the deductibility of federal subsidies associated with Medicare D, both of which are deferred as regulatory assets and are recoverable, without interest, in base tariff rates. See *Note 10. Employee Benefit Plans*.

Deferred Superstorm Sandy Costs

In October 2012, portions of NJNG's distribution system incurred significant damage as a result of Superstorm Sandy. NJNG filed a petition with the BPU in November 2012 requesting deferral accounting for uninsured incremental O&M costs associated with its restoration efforts, which was approved in May 2013. NJNG requested that the review of and the appropriate recovery period for such deferred expenses be addressed in NJNG's next base rate case to be filed no later than November 15, 2015.

Other Regulatory Assets

Other regulatory assets consists primarily of deferred costs associated with certain components of NJNG's SBC, as discussed further below, and NJNG's compliance with federal and state mandated PIM provisions. NJNG's related costs to maintain the operational integrity of its distribution and transmission main are recoverable, subject to BPU review and approval, in its next base rate case. NJNG is limited to recording a regulatory asset associated with PIM that does not exceed \$700,000 per year. In addition, to the extent that project costs are lower than the approved PIM annual expense of \$1.4 million, NJNG will record a regulatory liability that will be refundable as a credit to customers' gas costs when the net cumulative liability exceeds \$1 million. As of September 30, 2013, NJNG has recorded \$3.2 million of PIM in other regulatory assets.

Cost of Removal Obligation

NJNG accrues and collects for cost of removal in base tariff rates on its utility property, without interest. A regulatory liability represents the current collections in excess of actual expenditures, which the Company will return to customers over approximately 48 years, through a reduction in the depreciation expense component of NJNG's base tariff rates, as approved by the BPU in NJNG's October 2008 base rate case.

The following is a description of regulatory proceedings during fiscal 2012 and 2013:

BGSS and CIP

BGSS rates are normally revised on an annual basis. In addition, in order to manage the fluctuations in wholesale natural gas costs, NJNG has the ability to make two interim filings during each fiscal year to increase residential and small commercial customer BGSS rates on a self-implementing and provisional basis. NJNG is also permitted to refund or credit back a portion of the commodity costs to customers when the natural gas commodity costs decrease in comparison to amounts projected or to amounts previously collected from customers. During fiscal 2012, NJNG provided bill credits of approximately \$85.9 million to NJNG's residential and small commercial customers due to a decline in the wholesale prices of natural gas and a change in the methodology used to develop estimates of unaccounted-for gas. Commodity prices were relatively stable during fiscal 2013, therefore, no refunds or bill credits were issued to BGSS customers.

New Jersey Natural Gas Company	This Report is:	Date of Report (Mo, Da, Yr)	Year of Report
	<input checked="" type="checkbox"/> An Original <input type="checkbox"/> A Resubmission	March 31, 2014	Dec. 31, 2013

IMPORTANT CHANGES DURING THE YEAR

Concurrent with the annual BGSS filing, NJNG files for an annual review of its CIP. The CIP was initially approved as a three-year program through September 2009. During fiscal 2010, the BPU approved an extension of the program through September 30, 2013. In March 2013, NJNG and South Jersey Gas Company filed a joint petition with the BPU requesting the continuation of the CIP with certain modifications. The discovery phase remains in process and since no BPU Order on that petition has been issued as of September 30, 2013, the CIP program will continue for up to one additional year or until such an Order is issued, whichever is earlier. NJNG's annual BGSS and CIP filings are summarized as follows:

- June 2011 BGSS/CIP filing - NJNG proposed to reduce BGSS rates resulting in a 9.1 percent decrease for the average residential heating customer. The request was the result of cost control and natural gas purchasing strategies, as well as lower natural gas prices. In addition, NJNG requested approval to modify its CIP recovery rates resulting in a decrease of \$3 million to the total annual recovery. The proposed CIP rates result in an increase to all classes except residential heat, which represents a decrease. In May 2012, the BPU approved the changes on a final basis effective October 2011. In March 2012, NJNG notified the BPU that it would reduce its BGSS rate resulting in a 3.6 percent decrease to an average residential heat customer's bill effective April 1, 2012.
- June 2012 BGSS/CIP filing - NJNG proposed to maintain its current BGSS rate. In addition, NJNG requested approval to decrease the CIP rate for residential non-heating customers and increase the CIP rates for residential heating and commercial customers, which increased an average residential heating customer bill by 2.4 percent effective October 2012. In May 2013, the BPU approved the changes on a final basis. In May 2013, NJNG notified the BPU that it was going to reduce its current BGSS rate resulting in a 5.2 percent decrease to an average residential heat customer's bill, effective June 1, 2013.
- June 2013 BGSS/CIP filing - NJNG proposed to maintain its current BGSS rate. In addition, NJNG proposed a 1 percent reduction to an average residential heat customer's bill related to the CIP factor. The CIP rate reduction was provisionally approved by the BPU on October 16, 2013, to be effective November 1, 2013. On November 21, 2013, NJNG notified the BPU of its intent to reduce its BGSS rate, effective December 1, 2013, resulting in a 6 percent decrease to the average residential heating customer bill.

Infrastructure Programs

NJNG has significant annual capital expenditures associated with the management of its natural gas distribution and transmission system and its associated PIM program.

During fiscal 2009, NJNG implemented its AIP commencing construction on 14 infrastructure projects at a BPU approved cost of \$70.8 million, exclusive of AFUDC. AIP was initially approved by the BPU as a two-year program, to enhance the reliability of NJNG's gas distribution system and to support economic development and job growth in New Jersey. During fiscal 2012, the BPU approved an extension to NJNG's AIP, allowing for additional capital investments of \$60.2 million for 9 infrastructure projects, exclusive of AFUDC, to be made through October 2012. NJNG was authorized to defer the costs associated with all 23 AIP projects, including NJNG's weighted cost of capital and recovers these investments through its base tariff rate.

Annual filings include the following:

- June 2011 AIP filing - NJNG filed for AIP base rate cost recovery, which represented an increase of \$4.7 million related to AIP infrastructure investments installed in NJNG's distribution and transmission systems. A settlement was reached and approved by the BPU effective October 2011. The rate changes included a weighted average cost of capital of 7.12 percent or 7.76 percent depending on the AIP project. The requested base rate change was approved on a final basis in August 2012.
- November 2012 AIP filing - NJNG filed for AIP base rate cost recovery, requesting an increase of \$6.9 million, which represents a cumulative impact of \$15.8 million annually, related to AIP infrastructure investments installed in NJNG's distribution and transmission systems through October 2012. The existing weighted average costs of capital remained the same as previously approved. In June 2013, the BPU approved a \$6.5 million base rate increase.

New Jersey Natural Gas Company	This Report is: <input checked="" type="checkbox"/> An Original <input type="checkbox"/> A Resubmission	Date of Report (Mo, Da, Yr) March 31, 2014	Year of Report Dec. 31, 2013
---------------------------------------	---	--	-------------------------------------

IMPORTANT CHANGES DURING THE YEAR

In March 2012, NJNG filed a petition with the BPU seeking to implement a SAFE program, whereby NJNG would invest up to \$204 million over a five-year period to replace portions of NJNG's gas distribution unprotected steel and cast iron infrastructure in order to improve the safety and reliability of the gas distribution system. NJNG entered into a stipulation with the BPU Staff and Rate Counsel, which was approved by the BPU in October 2012, to include a four-year incremental investment program of \$130 million, exclusive of AFUDC. The approved SAFE Program includes the deferral of infrastructure costs subject to review in NJNG's next base rate case to be filed no later than November 15, 2015, the deferral of depreciation expense on SAFE investments and recognizes an overall rate of return on infrastructure investments of 6.9 percent, including a return on equity of 9.75 percent. The deferred cost recovery will include accruals for both debt and equity components of AFUDC while construction is completed but not yet in service. In accordance with ASC 980, *Regulated Operations*, when SAFE construction projects are placed in service, NJNG will accrue an AFUDC debt rate. For ratemaking purposes, subsequent to projects being placed in service, NJNG will continue to earn an AFUDC rate of 6.9 percent per year until such time that NJNG receives approval for recovery of all costs through base rates.

BGSS Incentive Programs

NJNG is eligible to receive financial incentives for reducing BGSS costs through a series of utility gross margin-sharing programs that include off-system sales, capacity release, storage incentive and FRM programs. In August 2011, the BPU approved an extension of NJNG's BGSS incentive programs for four years through October 31, 2015, maintaining the existing margin-sharing percentages. This agreement also permits the Company to annually propose a process to evaluate and discuss alternative incentive programs, should performance of the existing incentives or market conditions warrant re-evaluation.

SAVEGREEN

NJNG commenced SAVEGREEN during fiscal 2009, allowing it to promote energy efficiency incentives to its residential and commercial customers while stimulating state and local economies through the creation of jobs. Depending on the specific initiative, NJNG recovers costs associated with the programs over a two to ten-year period to facilitate home energy audits and to provide financing alternatives, including rebates and other incentives designed to encourage the installation of high efficiency heating and cooling equipment. As of September 30, 2013, the BPU has approved total SAVEGREEN expenditures of \$56.4 million related to grants and rebates, of which, NJNG has spent a total of \$41.1 million and approved \$93.1 million related to customer financing incentives, of which, NJNG has provided interest-free loans in the amount of \$19.4 million.

SAVEGREEN investments and costs are filed with the BPU on an annual basis and include the following:

- June 2011 SAVEGREEN filing - NJNG requested through an amended filing in July 2011, that the existing SAVEGREEN rate remain the same as of the original BPU approval in 2009. In January 2012, the BPU approved an extension of SAVEGREEN for one year with an additional \$10.4 million of investments in customer incentives and rebates, earning a weighted average cost of capital of 7.1 percent, including a cost of equity of 10.3 percent.
- June 2012 SAVEGREEN filing - In July 2012, NJNG filed two petitions with the BPU related to SAVEGREEN. The petitions include the 2012 rate filing, which represents a reconciliation of BPU-approved actual costs for SAVEGREEN and a petition related to the extension of SAVEGREEN over a four-year period, with modifications to include certain new projects. The rate impact will incorporate the existing SAVEGREEN and the extension will include modifications to grants, rebates and financing to be recovered over a two to ten-year period. In June 2013, the BPU approved the filing to extend and expand SAVEGREEN through June 2015, with certain modifications, resulting in a planned investment of more than \$85 million, which includes \$17.3 million of investments in grants and rebates, and includes a weighted average cost of capital of 6.9 percent. In addition, the BPU approved a tariff rider rate increase of approximately 1.7 percent to recover costs and investments related to SAVEGREEN over a two to ten-year period, which represents an annual recovery of approximately \$12 million.

Societal Benefits Clause

The SBC is comprised of three primary riders that allow NJNG to recover costs associated with USF, which is a permanent statewide program for all natural gas and electric utilities for the benefit of income-eligible customers, MGP remediation, and the NJCEP. NJNG has submitted the following filings to the BPU, which includes a report of program expenditures incurred each program year:

- June 2011 USF filing - NJNG filed to reduce the annual USF recovery rate, which was approved by the BPU, effective November 2011.
- February 2012 SBC filing - NJNG requested, and received, BPU approval of its MGP expenditures incurred through June 2011, which continued its existing overall SBC rate and recovery that was approved by the BPU, effective November 2011.

New Jersey Natural Gas Company	This Report is:	Date of Report (Mo, Da, Yr)	Year of Report
	<input checked="" type="checkbox"/> An Original <input type="checkbox"/> A Resubmission	March 31, 2014	Dec. 31, 2013

IMPORTANT CHANGES DURING THE YEAR

Additionally, in November 2012, the BPU approved NJNG's funding obligations for NJCEP for the period from January 2013 to June 2013 of approximately \$9.8 million. In June 2013, the BPU approved NJNG's funding obligations for July 2013 to June 2014, of approximately \$15.6 million. Accordingly, NJNG recorded the obligation and corresponding regulatory asset on the Consolidated Balance Sheets.

- June 2012 USF filing - NJNG filed to reduce the USF recovery rate resulting in a .1 percent decrease for the average residential heating customer. The rate was approved by the BPU effective October 2012.
- June 2013 USF filing - NJNG filed to reduce the USF recovery rate resulting in a .5 percent decrease for the average residential heating customer. The rate was approved by the BPU in October 2013.
- July 2013 SBC filing - NJNG requested approval of its MGP expenditures incurred through June 2013, as well as a reduction in the RA factor to \$18.7 million annually and to increase its NJCEP factor for a net increase of 1.7 percent to the average residential heat customer. The petition was provisionally approved by the BPU on November 22, 2013.

Other Regulatory Initiatives

In June 2012, the BPU approved a pilot program for NJNG to invest up to \$10 million to build NGV refueling stations in Monmouth, Ocean and Morris counties. NJNG intends to begin construction of the stations by December 2013, and include a cost recovery filing to the BPU within the Company's next base rate case no later than November 15, 2015. The NGV program was authorized to earn an overall weighted average cost of capital of 7.1 percent, including a cost of equity of 10.3 percent. A portion of the proceeds from the utilization of the NGV equipment, along with any available federal and state incentives, will be credited against the cost of this investment. As of September 30, 2013, NJNG has begun development on three NGV stations for a total investment of approximately 7.5 million.

In November 2012, NJNG filed a petition with the BPU requesting deferral accounting for uninsured incremental O&M costs associated with Superstorm Sandy, which was subsequently approved in May 2013. In addition, NJNG requested that the review of and the appropriate recovery period for such deferred expenses be addressed in the Company's next base rate case. As of September 30, 2013, NJNG has deferred \$14.8 million of these costs as a regulatory asset.

In December 2012, NJNG filed a petition with the BPU requesting approval of a municipal consent in the Borough of Sayreville, New Jersey to provide natural gas distribution service to Red Oak Power, LLC, an electric generating facility. In January 2013, NJNG filed a petition with the BPU requesting approval of a gas service agreement between TAQA GEN-X, LLC and NJNG in order to provide supply to Red Oak Power, LLC. The municipal consent was approved by the BPU in September 2013. The service agreement portion of the request remains under BPU review.

In March 2013, the BPU issued an Order establishing a generic proceeding to review the prudence of costs incurred by New Jersey utility companies in response to major storm events in 2011 and 2012. In July 2013, NJNG filed its detailed report including unreimbursed, uninsured incremental storm restoration costs and capital expenditures related to Superstorm Sandy.

On September 3, 2013, NJNG filed a petition seeking approval of its NJ RISE program. The submission was made in response to the BPU's order of March 2013, initiating a proceeding to investigate prudent, cost efficient and effective opportunities to protect New Jersey's utility infrastructure from future major storm events. The program includes six capital investment projects totaling \$102.5 million over a five-year period, excluding AFUDC, for gas distribution storm hardening and mitigation projects, along with incremental O&M expenses.

NEXT PAGE 110

NAME OF RESPONDENT
New Jersey Natural Gas Company

This Report is:
(1) An Original
(2) A Resubmission

Date of Report
March 31, 2014

Year of Report
Dec. 31, 2013

COMPARATIVE BALANCE SHEET (ASSETS AND OTHER DEBITS)

Line No.	Title of Account (a)	Reference Page number (b)	Balance at End of Current Year (in dollars) (c)	Balance at End of Previous Year (in dollars) (d)
1	UTILITY PLANT			
2	Utility Plant (101-106, 114)	200 - 201	1,701,521,428	1,602,315,325
3	Construction Work in Progress (107)	200 - 201	115,962,736	122,776,601
4	TOTAL Utility Plant (Total of lines 2 and 3)	200 - 201	1,817,484,164	1,725,091,926
5	(Less) Accum. Provision for Depr., Amort., Depl. (108, 111, 115)		(467,452,556)	(466,348,715)
6	Net Utility Plant (Total of line 4 less 5)		1,350,031,608	1,258,743,211
7	Nuclear fuel (120. 1 thru 120.4 and 120.6)			
8	(Less) Accum. Provision for Amort., of Nuclear Fuel Assemblies (120.5)			
9	Nuclear Fuel (Total of line 7 less 8)			
10	Net Utility Plant (Total of lines 6 and 9)		1,350,031,608	1,258,743,211
11	Utility Plant Adjustments (116)	122		
12	Gas stored-Based Gas (117.1)	220		
13	System Balancing Gas (117.2)	220		
14	Gas Stored in Reservoirs and pipelines - Noncurrent (117.3)	220		
15	Gas Owned to System Gas (117.4)	220		
16	OTHER PROPERTY AND INVESTMENTS			
17	Nonutility Property (121)			
18	(Less) Accum. Provision for Depreciation and Amortization (122)			
19	Investments in Associated Companies (123)	222-223		
20	Investments in Subsidiary Companies (123.1)	224 - 225	349	432
21	(For Cost of Account 123.1 See Footnote Page 224, line 40)			
22	Noncurrent Portion of Allowances			
23	Other Investments (124)	222 - 223		
24	Special Funds (125)			
25	Depreciation Fund (126)			
26	Amortization Fund - Federal (127)			
27	Other Special Funds (128)			
28	Long-Term Portion of Derivative Assets (175)			
29	Long-Term Portion of Derivative Assets - Hedges (176)			
30	Total Other Property and Investments (Total of lines 17-20,22-29)		349	432
31	CURRENT AND ACCRUED ASSETS			
32	Cash (131)		8,856,677	971,021
33	Special Deposits (132-134)		61,295	197,111
34	Working Funds (135)		34,150	34,150
145				
35	Temporary Cash Investments (136)	222 - 223		
36	Notes Receivable (141)			
151				
37	Customer Accounts Receivable (142)		89,563,670	77,931,169
38	Other Accounts Receivable (143)		3,511,757	2,872,281
39	(Less) Accum. Provision for Uncollectible Accounts - Credit (144)		(5,380,892)	(5,190,564)
40	Notes Receivable from Associated Companies (146)			
41	Accounts Receivable From Associated Companies (146)			
42	Fuel Stock (151)			
43	Fuel Stock Expenses Undistributed (152)			

NAME OF RESPONDENT New Jersey Natural Gas Company		This Report is: (1) <input checked="" type="checkbox"/> An Original (2) <input type="checkbox"/> A Resubmission	Date of Report March 31, 2014	Year of Report Dec. 31, 2013
COMPARATIVE BALANCE SHEET (ASSETS AND OTHER DEBITS) (Continued)				
Line No.	Title of Account (a)	Reference Page number (b)	Balance at End of Current Year (in dollars) (c)	Balance at End of Previous Year (in dollars) (d)
44	Residual (Elec) and Extracted Products (Gas) (153)			
45	Plant Materials and Operating Supplies (154)		13,652,752	10,548,019
46	Merchandise (155)		-	-
47	Other Materials and Supplies (156)		100,144	111,018
48	Nuclear Material Held for Sale (157)			
49	Allowances (158.1 and 158.2)			
50	(Less) Noncurrent Portion of Allowances			
51	Stores Expense Undistributed (163)			
52	Gas Stored Underground-Current (164.1)	220	\$ 72,779,151	\$ 114,735,379
53	Liquefied Natural Gas Stored and Held for Processing (164.2 thru 164.3)	220	8,010,199	8,888,312
54	Prepayments (165)	230	5,240,064	5,479,604
55	Advances for Gas (166 thru 167)			
56	Interest and Dividends Receivable (171)			
57	Rents Receivable (172)			
58	Accrued Utility Revenues (173)		56,718,160	53,957,099
59	Miscellaneous Current and Accrued Assets (174)			
60	Derivative Instrument Assets (175)		6,586,205	2,712,648
61	(Less) Long-Term Portion of Derivative Instrument Assets (175)		-	-
62	Derivative Instrument Assets Hedges (176)		-	1,009,540
63	(Less) Long-Term Portion of Derivative Instrument Assets - Hedges (176)			
64	TOTAL Current and Accrued Assets (Total of lines 32 thru 63)		259,733,332	274,256,787
65	DEFERRED DEBITS			
66	Unamortized Debt Expenses (181)	258-259	7,393,848	7,380,085
67	Extraordinary Property Losses (182.1)	230		
68	Unrecovered Plant and Regulatory Study Costs (182.2)	230		
69	Other Regulatory Assets (182.3)	232	428,999,396	471,760,917
70	Preliminary Survey and Investigation Charges (Electric)(183)			
71	Preliminary Survey and Investigation Charges (Gas)(183.2)			
72	Clearing Accounts (184)			
73	Temporary Facilities (185)			
74	Miscellaneous Deferred Debits (186)	233	19,336,519	1,108,997
75	Deferred Losses from Disposition of Utility (187)			
76	Research, Development, and Demonstration Expend. (188)			
77	Unamortized Losses on Reacquired Debt (189)			
78	Accumulated Deferred Income Taxes (190)	234 - 235	-	-
79	Unrecovered Purchased Gas Costs (191)		(6,016,028)	5,512,997
80	TOTAL Deferred Debits (Total of lines 66 thru 79)		449,713,735	485,762,996
81	TOTAL Assets and Other Debits (Total of lines 10-15,30,64, and 80)		\$ 2,059,479,024	\$ 2,018,763,426

NAME OF RESPONDENT New Jersey Natural Gas Company	This Report is: <input checked="" type="checkbox"/> An Original <input type="checkbox"/> A Resubmission	Date of Report March 31, 2014	Year of Report Dec. 31, 2013
--	---	----------------------------------	---------------------------------

COMPARATIVE BALANCE SHEET (LIABILITIES AND OTHER CREDITS)

Line No.	Title of Account (a)	Reference number (b)	Page	Current Year End of Year Balance (c)	Prior Year End Balance 12/31 (d)
1	PROPRIETARY CAPITAL				
2	Common Stock Issued (201)	250 - 251		\$ 16,074,615	\$ 16,074,615
3	Preferred Stock Issued (204)	250 - 251		-	-
4	Capital Stock Subscribed (202, 205)	252			
5	Stock Liability for Conversion (203 , 206)	252			
6	Premium on Capital Stock (207)	252		11,269,176	11,269,176
7	Other Paid-in Capital (208 - 211)	253		351,753,056	351,753,056
8	Installments Received on Capital Stock (212)	252			
9	(Less) Discount on Capital Stock (213)	254			
10	(Less) Capital Stock Expense (214)	254			
11	Retained Earnings ((215, 215. 1, 216)	118-119			
12	Unappropriated Undistributed Subsidiary Earnings (216.1)	118-119		328,806,019	303,703,888
13	(Less) Reacquired Capital Stock (217)	250-251			
14	Accumulated Other Comprehensive Income (219)	118-119;117A&B		-	-
15	TOTAL Proprietary Capital (Total of lines 2 thru 14)			707,902,866	682,800,735
16	LONG TERM DEBT				
17	Bonds (221)	256-257		319,845,000	269,845,000
18	(Less) Reacquired Bonds (222)	256-257			
19	Advances from Associated Companies (223)	256-257			
20	Other Long Term Debt (224)	256-257		-	60,000,000
21	Unamortized Premium on Long Term Debt (225)	258-259			
22	(Less) Unamortized Discount on Long Term Debt Dr. (226)	258-259			
23	(Less) Current Portion of Long Term Debt			60,000,000	-
24	TOTAL Long Term Debt (Total of lines 16 thru 22)			379,845,000	329,845,000
25	OTHER NONCURRENT LIABILITIES				
26	Obligations Under Capital Leases - Noncurrent (227)			48,204,048	50,155,201
27	FAS 109			(10,717,682)	(11,405,232)
28	Accumulated Provision for Property Insurance (228.1)			-	-
29	Accumulated Provision for Injuries and Damages (228.2)			105,000	505,000
30	Accumulated Provision for Pensions and Benefits (228.3)			2,071,631	1,787,133
31	Accumulated Miscellaneous Operating Provisions (228.4)			-	-
32	Accumulated Provision for Rate Refunds (229)			-	-

NAME OF RESPONDENT
New Jersey Natural Gas Company

This Report is:
 An Original
 A Resubmission

Date of Report
March 31, 2014

Year of Report
Dec. 31, 2013

COMPARATIVE BALANCE SHEET (LIABILITIES AND OTHER CREDITS (CONTINUED))

Line No.	Title of Account	Reference Page number	Current Year End of Year Balance	Prior Year End Balance12/31
	(a)	(b)	(c)	(d)
33	Long-Term Portion of Derivative Instrument Liabilities		\$ -	\$ -
34	Long-Term Portion of Derivative Instrument Liabilities - Hedges		-	-
35	Asset Retirement Obligations (230)		29,157,329	28,312,420
36	TOTAL Other Noncurrent Liabilities (Total of lines 26 thru 34)		68,820,326	69,354,522
37	CURRENT AND ACCRUED LIABILITIES			
38	Current Portion of Long Term Debt		-	-
39	Notes Payable (231)		180,500,000	204,800,000
40	Accounts Payable (232)		77,893,440	98,267,396
41	Notes Payable to Associated Companies (233)			
42	Accounts Payable to Associated Companies (234)		3,126,111	3,901,533
43	Customer Deposits (235)		7,911,721	7,299,419
44	Taxes Accrued (236)	262-263	5,082,480	9,038,121
45	Interest Accrued (237)		4,805,438	4,479,651
46	Dividends Declared (238)		17,648,739	-
47	Matured Long - Term Debt (239)			
48	Matured Interest (240)		-	-
49	Tax Collections Payable (241)	268	197,716	122,248
50	Miscellaneous Current and Accrued Liabilities (242)	268	17,797,930	28,547,514
51	Obligations Under Capital Leases - Current (243)		9,526,741	8,645,580
52	Derivative Instrument Liabilities (244)		6,589,799	2,712,648
53	(Less) Long Term Portion of Derivative Instrument Liabilities		-	-
54	Derivative Instrument Liabilities-Hedges (245)			
55	(Less) Long Term Portion of Derivative Instrument Liabilities-Hedges			
56	TOTAL Current and Accrued Liabilities (Total of lines 37 thru 54)		331,080,115	367,814,110
57	DEFERRED CREDITS			
58	Customer Advances for Construction (252)		2,245,006	2,622,678
59	Accumulated Deferred Investment Tax Credits (255)		2,491,392	2,642,387
60	Deferred Gains from Disposition of Utility Plant (256)			
61	Other Deferred Credits (253)	269	45,207,773	60,792,663
62	Other Regulatory Liabilities (254)	278	183,600,000	182,000,000
63	Unamortized Gain on Reacquired Debt (257)	260	-	-
64	Accumulated Deferred Income Taxes - Accelerated Amortization (281)		-	-
65	Accumulated Deferred Income Taxes - Other Property (282)	275	303,968,932	286,083,581
66	Accumulated Deferred Income Taxes - Other (283)	277	34,317,614	34,807,750
67	TOTAL Deferred Credits (Total of lines 57 thru 65)		571,830,717	568,949,059
68	TOTAL Liabilities and Other Credits (Total of lines 15,24,36,56 and 67)		\$ 2,059,479,024	\$ 2,018,763,426

NAME OF RESPONDENT
New Jersey Natural Gas Company

This Report is:
(1) An Original
(2) Resubmission

Date of Report
March 31, 2014

Year/Period of Report
Dec. 31, 2013

STATEMENT OF INCOME FOR THE YEAR

1. Enter in column (e) the operations for the reporting quarter and in column (f) the balance for the same three month period for the prior year. Do not report annual amounts in these columns.
2. Report in column (g) the year to date amounts for electric utility function; in column (l) the year to date amounts for gas utility, and in (k) the quarter to date amounts for other utility function for the current year quarter/annual.
3. Report in column (h) the year to date amounts for electric utility function; in column (j) the year to date amounts for gas utility and in (i) the quarter to date amounts for other utility function for the prior year quarter.
4. If additional columns are needed place them in a footnote.

Line No.	Title of Account (a)	Reference Page number (b)	TOTAL Current Year to Date Balance (c)	TOTAL Prior Year to Date Balance (d)	Current Three Months Ended Quarterly Only No Fourth Quarter (e)	Prior Three Months Ended Quarterly Only No Fourth Quarter (e)
1	UTILITY OPERATING INCOME					
2	Gas Operating Revenues (400)	300-301	\$ 804,128,450	\$ 661,116,275		
3	Operating Expenses					
4	Operation Expenses (401)	317-325	578,737,360	447,144,572		
5	Maintenance Expenses (402)	317-325	9,728,640	9,299,112		
6	Depreciation Expense (403)	336-338	38,556,733	35,891,988		
7	Depreciation Expense for Asset Retirement Costs (403.1)	336-338	-	-		
8	Amortization and Depletion of Utility Plant (404-405)	336-338				
9	Amortization of Utility Plant Acu. Adjustment (406)					
10	Amort. of Prop. Losses, Unrecovered Plant and Reg. Study Costs (407.1)					
11	Amortization of Conversion Expenses (407.2)					
12	Regulatory Debits (407.3)					
13	(Less) Regulatory Credits (407.4)	262-263				
14	Taxes Other than Income Taxes (408.1)	262-263	52,618,280	43,844,884		
15	Income Taxes - Federal (409.1)	262-263	13,130,323	10,485,893		
16	Income Taxes-Other (409.1)	262-263	3,126,055	1,411,780		
17	Provision of Deferred Federal Income Taxes (410.1)		18,743,609	20,535,881		
	Provision of Deferred State Income Taxes (410.1)		(490,136)	4,452,715		
18	(Less) Provision for Deferred Income Taxes-Credit (411.1)					
19	Investment Tax Credit Adjustment-Net (411.4)	261B	(321,708)	(321,708)		
20	(Less) Gains from Disposition of Utility Plant (411.6)					
21	Losses from Disposition of Utility Plant (411.7)					
22	(Less) Gains from Disposition of Allowances (411.8)					
23	Losses from Disposition of Allowances ((411.9)					
24	Accretion Expense (411.10)					
25	Total Utility Operating Expenses (Total of lines 4 thru 24)		\$ 713,829,156	\$ 572,745,117		
26	Net Utility Operating Income (Total of lines 2 less 25) (Carry forward to page 116, line 27)		\$ 90,299,294	\$ 88,371,158		

NAME OF RESPONDENT
New Jersey Natural Gas Company

This Report is:
(1) An Original
(2) A Resubmission

Date of Report
March 31, 2014

Year/Period of Report
Dec. 31, 2013

STATEMENT OF INCOME (CONTINUED)

Total Cu Total Prior Year to Date Balance

Line No.	Elec. Utility Current Year to Date (in dollars) (f)	Elec. Utility Previous Year to Date (in dollars) (g)	Gas Utility Current Year to Date (in dollars) (h)	Gas Utility Previous Year to Date (in dollars) (i)	Other Utility Current Year to Date (in dollars) (j)	Other Utility Previous Year to Date (in dollars) (k)
1						
2			\$ 804,128,450	\$ 661,116,275		
3						
4			578,737,360	447,144,572		
5			9,728,640	9,299,112		
6			38,556,733	35,891,988		
7			-	-		
8						
9						
10						
11						
12						
13						
14			52,618,280	43,844,884		
15			13,130,323	10,485,893		
16			3,126,055	1,411,780		
17			18,743,609	20,535,881		
			(490,136)	4,452,715		
18						
19			(321,708)	(321,708)		
20						
21						
22						
23						
24						
25			\$ 713,829,156	\$ 572,745,117		
26			\$ 90,299,294	\$ 88,371,158		

NAME OF RESPONDENT
New Jersey Natural Gas Company

This Report is:
(1) An Original
(2) A Resubmission

Date of Report
March 31, 2014

Year/Period of Report
Dec. 31, 2013

STATEMENT OF INCOME (Continued)

Line No.	2. Report in column (g) the year to date amounts for electric utility function; in column (l) the year to date amounts for gas utility, and in (k) the quarter to date amounts for other utility function for the current year quarter/annual. 3. Report in column (h) the year to date amounts for electric utility	Reference Page number (b)	Total Current Year to Date Balances (c)	Total Prior Year to Date Balances	Current Three Months Ended Quarterly Only No Fourth Quarter	Prior Three Months Ended Quarterly Only No Fourth Quarter (d)
27	Net Utility Operating Income (Carried forward from page 114)		90,299,294	88,371,158	\$ -	\$ -
28	OTHER INCOME AND DEDUCTIONS					
29	Other Income					
30	Nonutility Operating Income					
31	Revenues from Merchandising, Jobbing and Contract Work (415)				-	-
32	(Less) Costs and Expenses of Merchandising, Job & Contract Work (416)				-	-
33	Revenues from Nonutility Operations (417)		566,023	707,608	-	-
34	(Less) Expenses of Nonutility Operations (417.1)				-	-
35	Nonoperating Rental Income (418)					
36	Equity in Earnings of Subsidiary Companies (418.1)					
37	Interest and Dividend Income (419)		1,827,203	1,304,574	-	-
38	Allowance for Other Funds Used During Construction (419.1)					
39	Miscellaneous Nonoperating Income (421)		120,509	158,993	-	-
40	Gain on Disposition of Property (412.1)					
41	TOTAL Other Income (Total of lines 31 thru 40)		2,513,735	2,171,175	-	-
42	Other Income Deductions					
43	Loss on Disposition of Property (421.2)					
44	Miscellaneous Amortization (425)					
45	Donations (426.1)	340	(537,882)	(2,567,868)	-	-
46	Life Insurance (426.2)	340			-	-
47	Penalties (426.2)					
48	Expenditures for Certain Civic, Political and Related Activities (426.4)					
49	Other Deductions (426.5)				-	-
50	TOTAL Other Income Deductions (Total of lines 43-49)		(537,882)	(2,567,868)	-	-
51	Taxes Applic. to Other Income and Deductions					
52	Taxes Other than Income Taxes (408.2)					
53	Income Taxes-Federal (409.2)	261A&B	(710,065)	(385,502)		
54	Income Taxes-Other - State (409.2)		(176,960)	(95,425)		
55	Provision for Deferred Income Taxes (410.2)				-	-
56	(Less) Provision for Deferred Income Taxes-Credit (411.2)				-	-
57	Investment Taxes Credit Adjustments - Net (411.5)					
58	(Less) Investment Tax credits (420)				-	-
59	Total Taxes on Other Income and Deductions (Total of lines 52-58)		(887,025)	(480,927)	-	-
60	Net Other Income and Deductions (Total of lines 41,50,59)		1,088,828	(877,620)		
61	INTEREST CHARGES					
62	Interest on Long Term Debt (427)		14,604,273	13,657,726		
63	Amortization of Debt Disc. and Expense (428)	258-259	447,725	440,825		
64	Amortization of Loss on Reacquired Debt (428.1)				-	-
65	(Less) Amortization of Premium on Debt-Credit (429)				-	-
66	(Less) Amortization of Gain on Reacquired Debt-Credit (429.1)				-	-
67	Interest on Debt to Associated Companies (430)				-	-

NAME OF RESPONDENT New Jersey Natural Gas Company	This Report is: (1) <input checked="" type="checkbox"/> An Original (2) <input type="checkbox"/> A Resubmission	Date of Report March 31, 2014	Year/Period of Report Dec. 31, 2013
--	---	----------------------------------	--

STATEMENT OF INCOME (Continued)

Line No.	Title of Account (a)	Reference Page number (b)	Total Current Year to Date Balance (c)	Total Prior Year to Date Balance (d)	Current Three Months Ended Quarterly Only No Fourth Quarter (e)	Prior Three Months Ended Quarterly Only Fourth Quarter (f)
68	Other Interest Expense (431)		1,191,395	1,125,544		
69	(Less) Allowance for Borrowed Funds Used During Construction-Credit (432)		(847,900)	(486,803)		
70	Net Interest Charges (Total of lines 62 thru 69)		15,395,493	14,737,292		
71	Income Before Extraordinary Items (Total of lines 27,60 and 70)		75,992,629	72,756,246		
72	EXTRAORDINARY ITEMS					
73	Extraordinary Income (434)					
74	(Less) Extraordinary Deductions ((435)					
75	Net Extraordinary Items (Total of line 73 less line 74)					
76	Income Taxes - Federal and Other (409.3) (Tax Benefit of Stock)		0	0		
77	Extraordinary Items after Taxes (Total of line 75 less line 76)					
78	Net Income (Total of lines 71 and 77)		75,992,629	72,756,246		

NAME OF RESPONDENT New Jersey Natural Gas Company	<input checked="" type="checkbox"/> This Report is: An Original <input type="checkbox"/> A Resubmission	Date of Report March 31, 2014	Year of Report Dec. 31, 2013
--	---	----------------------------------	---------------------------------

STATEMENT OF ACCUMULATED COMPREHENSIVE INCOME AND HEDGING ACTIVITIES

- 1 Report in columns (b) (c) and (e) the amounts of accumulated other comprehensive income items, on a net-of-tax basis, where appropriate
- 2 Report in columns (f) and (a) the amounts of other categories of other cash flow hedges
- 3 For each category of hedges that have been accounted for as "fair value hedges", report the accounts affected and the related amounts in a footnote

Line No.	Item (a)	Unrealized Gains and losses on available-for-sale securities (b)	Minimum Pension liability Adjustment (net amount) (c)	Foreign Currency Hedges (d)	Other Adjustments (e)
1	Balance of Account 219 at beginning of Preceding Year	0	0	0	0
2	Preceding Year Reclassification from Account 219 to Net Income	0	0	0	0
3	Preceding Year Changes in Fair Value	0	0	0	0
4	Total (lines 2 and 3)	0	0	0	0
5	Balance of Account 219 at End of Preceding Year/Beginning of Current Year	0	0	0	0
6	Current Year Relclassification from Account 219 to Net Income	0	0	0	0
7	Current Year Changes in Fair Vlaue	0	0	0	0
8	Total (lines 6 and 7)	0	0	0	0
9	Balance of Account 219 at End of Current Year	0	0	0	0

NAME OF RESPONDENT New Jersey Natural Gas Company	This Report is: <input checked="" type="checkbox"/> An Original <input type="checkbox"/> A Resubmission	Date of Report March 31, 2014	Year of Report Dec. 31, 2013
--	---	----------------------------------	---------------------------------

STATEMENT OF ACCUMULATED COMPREHENSIVE INCOME AND HEDGING ACTIVITIES(continued)

Line No.	Other Cash Flow Hedges: Interest Cap (f)	Other Cash Flow Hedges (Specify) (g)	Totals for each category of items recorded in Account 219 (h)	Net Income (Carried Forward from page 116, Line72) (i)	Total Comprehensive Income (j)
5	0	0	0		
6			0		
7	0		0		
8	0	0	0		
9	0	0	0		
6			0		
7	0		0		
8	0	0	0		
9	0	0	0		

NAME OF RESPONDENT
New Jersey Natural Gas Company

This Report is:
(1) An Original
(2) A Resubmission

Date of Report
March 31, 2014

Year/Period of Report
Dec. 31, 2013

STATEMENT OF RETAINED EARNINGS

1. Report all changes in appropriated retained earnings, unappropriated retained earnings, and unappropriated undistributed subsidiary earnings for the year.
2. Each credit and debit during the year should be identified as to the retained earnings account in which recorded (accounts 433, 436-439 inclusive). Show the contra primary account affected in column (b).
3. State the purpose and amount for each reservation or appropriation of retained earnings.
4. List first Account 439, Adjustments to Retained Earnings, reflecting adjustments to the opening balance of retained earnings. Follow by credit, then debit items, in that order.
5. Show dividends for each class and series of capital stock

Line No.	Item (a)	Contra Primary Account Affected (b)	Year to Date Balance (c)	Previous Year to Date Balance (d)
	UNAPPROPRIATED RETAINED EARNINGS			
1	Balance-Beginning of Period		303,703,888	\$ 279,143,783
2	Changes (Identify by prescribed retained earnings accounts)			
3	Adjustments to Retained Earnings (Account 439) (FIN 48 Tax Adjustment)			
4	Balance Transferred from Income		75,992,629	72,756,246
5	Tax Benefit of Stock		52,420	72,756
6	Adjustments to Retained Earnings See details on lines 25 & 26 below		-	-
7	Appropriations of Retained Earnings (Account 436)			
8				
9	Dividends Declared- Preferred Stock (Account 437)			
10				
11	Dividends Declared Common Stock (Account 438)		(50,942,918)	(48,268,897)
12	(Less) Dividends paid		-	-
13	Transfers from Account 216.1, Unappropriated Undistributed Subsidiary Earnings		-	-
14	Balance End of Period (Total of lines 1,4,5,6,8,10,11 and 13)		328,806,019	303,703,888
15	APPROPRIATED RETAINED EARNINGS (Account 215)			
16	TOTAL Appropriated Retained Earnings (Account 215) (footnote details)		-	-
17	APPROPRIATED RETAINED EARNINGS-AMORTIZATION RESERVE, FEDERAL (Account			
18	TOTAL Appropriated Retained Earnings-Amortization Reserve, Federal (Account			
19	TOTAL Appropriated Retained Earnings (Accounts 215,215.1) Total of lines			
20	TOTAL Retained Earnings (Accounts 215, 215.1, 216) Total of lines 14 and 1			
21	UNAPPROPRIATED UNDISTRIBUTED SUBSIDIARY EARNINGS (Account 216, 1) & OCI (Account 219)		328,806,019	279,143,783
	Report only on an annual Basis no Quarterly			
22	Balance-Beginning of Year (Debit or Credit)		303,703,888	279,143,783
23	Equity in Earnings for Year (Credit) (Account 418.1)		75,992,629	72,756,246
24	(Less) Dividends Received (Debit)		(50,942,918)	(48,268,897)
25	Adjustments to Retained Earnings (Account 439) (FIN 48 Tax Adjustment)		-	-
26	Other Changes (Other Comprehensive Income - Page 117A)		-	-
27	Tax Benefit of Stock		52,420	72,756
28	Balance End of Year		328,806,019	303,703,888
	Footnotes to items above; line references shown:			

Blank Page
[Next page is 120]

NAME OF RESPONDENT
New Jersey Natural Gas Company

This Report is:
 An Original
 A Resubmission

Date of Report
March 31, 2014

Year/Period of Report
Dec. 31, 2013

STATEMENT OF CASH FLOWS

Information about noncash investing and financing activities should be provided on page 122. Provide also on page 122 a reconciliation between cash and Cash Equivalents at "End of Year" with related amounts on a balance sheet.
Under "Other" specify significant amounts and group others.

3. Operating Activities Other: Include gains and losses pertaining to operating activities only. Gains and losses pertaining to investing and financing activities should be reported in those activities. Show on page 122 the amounts of interest paid (net of amounts capitalized) and income taxes paid.

Line No.	DESCRIPTION (See instructions for Explanation of Codes) (a)	Current Year Amount (b)	Previous Year Amount (c)
1	Net Cash Flow from Operating Activities		
2	Net Income (line 72(c) on page 116)	\$ 75,992,629	\$ 72,756,246
3	Noncash Charges (Credits) to Income:		
4	Depreciation and Depletion	38,556,733	35,891,988
5	Amortization of (Specify)		
01	Deferred Rate Case Items	232,542	301,453
02	Other	(33,826,177)	(6,006,347)
6	Deferred Income Taxes (Net)	17,395,215	25,412,639
7	Investment Tax Credit Adjustments (Net)	(150,995)	(150,827)
8	Net (Increase) Decrease in Receivables	(14,842,709)	(32,505,202)
9	Net (Increase) Decrease in Inventory	39,740,481	7,095,640
10	Net Increase (Decrease) in Allowances Inventory		
11	Net Increase (Decrease) in Payables and Accrued Expenses	(24,087,278)	31,818,513
12	Net Increase (Decrease) in Other Regulatory Assets (see footnote 1)	44,128,979	(62,712,347)
13	Net (Increase) Decrease in Regulatory Liabilities (see footnote 1)	844,909	1,187,064
14	(Less) Allowance for Other Funds Used During Construction		
15	(Less) Undistributed Earnings from Subsidiary Companies		
16	Other: Other Working Capital Changes	(9,978,346)	(9,034,819)
01	Customer Advances for Construction	(377,672)	351,551
02	Other, Net (see footnote 1, 2 and 3)	917,327	1,569,752
17	Net Cash Provided by (Used in) Operating Activities		
18	(Totals of lines 2 thru 16)	134,545,638	65,975,304
19			
20	Cash Flows from Investment Activities:		
21	Construction and Acquisition of Plant (including land):		
22	Gross Additions to Utility Plant (Less Nuclear Fuel)	(114,630,703)	(89,669,364)
23	Gross Additions to Capital Leases (see footnote 2)		
24	Gross Additions to Common Utility Plant		
25	Gross Additions to Nonutility Plant		
26	(Less) Allowance for Other Funds Used During Construction		
27	Other: Cost of Removal	(22,028,290)	(12,123,433)
01	Net (Increase)/Decrease in Construction Work in Progress	6,813,865	(23,181,563)
02			
28	Cash Outflows for Plant (Total of lines 22 thru 27.)	(129,845,128)	(124,974,360)
29			
30	Acquisition of Other Noncurrent Assets (d) Deferred Debits & Gas Costs (see footnote 1)	11,529,025	(36,591,222)
31	Proceeds from Disposal of Noncurrent Assets (d)		
32			
33	Investments in and Advances to Assoc. and Subsidiary Companies		
34	Contributions and Advances from Assoc. and Subsidiary Companies		
35	Disposition of Investments in (and Advances to)		
36	Associated and Subsidiary Companies		
37			
38	Purchase of Investment Securities (a)		
39	Proceeds from Sales of Investment Securities (a)		

regulatory Assets & Regulatory Liabilities were reclassified from other net line 16.02 and deferred debits line 30.
Other net line 16.02 was increased by the Capital Lease of meters line 56.
Other net line 16.02 was reduced by the Broker Margin accounts line 47.

NAME OF RESPONDENT New Jersey Natural Gas Company	This Report is: <input checked="" type="checkbox"/> An Original <input type="checkbox"/> A Resubmission	Date of Report March 31, 2014	Year of Report Dec. 31, 2013
--	---	----------------------------------	---------------------------------

STATEMENT OF CASH FLOWS (Continued)

4. Investing Activities: Include at Other (Lines 27) net cash outflow to acquire other companies. Provide a reconciliation of assets acquired with liabilities assumed on page 122. Do not include on this statement the dollar amount of leases capitalized per U.S. A. General Instruction 20; instead provide a reconciliation of the dollar amount of leases capitalized with the plant cost on page 122.

5. Codes Used:
 (a) Net Proceeds or payments.
 (b) Bonds, Debentures, and other long-term debt.
 (c) Include Commercial paper
 (d) Identify separate such items as investments fixed assets, intangible, etc.
 6. Enter on page 122 clarifications and explanations.
 7. At lines 5, 16, 27, 47, 56, 58, and 65, add rows as necessary to report all data. Number the extra rows in sequence, 5.01, 5.02, etc.

Line No.	DESCRIPTION (See instructions for Explanation of Codes) (a)	Current Year Amount (b)	Previous Year Amount (c)
40	Loans Made or Purchased		
41	Collection on Loans		
42			
43	Net (Increase) Decrease in Receivable		
44	Net (Increase) Decrease in Inventory		
45	Net (Increase) Decrease in Allowances Held for Speculation		
46	Net (Increase) Decrease in Payables and Accrued Expenses		
47	Other: (Increase) Decrease in broker margin accounts	1,013,134	29,764,841
47.01			
47.02			
48	Net Cash Provided by (Used in) Investing Activities		
49	(Total of lines 28 thru 47)	(117,302,969)	(131,800,741)
50			
51	Cash Flows from Financing Activities:		
52	Proceeds from Issuance of:		
53	Long-Term Debt (b)	50,000,000	-
54	Preferred Stock		
55	Common Stock		
56	Other: Capital Meter Lease	7,477,451	6,985,676
56.01	Contributions from Parent	52,420	72,756
57	Net Increase (Decrease) in short-term Debt (c)	-	-
58	Other:		
58.01			
58.02			
59	Cash Provided by Outside Sources (Total of lines 53 thru 58)	57,529,871	7,058,432
60			
61	Payments for Retirements of:		
62	Long-Term Debt (b)	(24,300,000)	130,100,000
63	Preferred Stock		
64	Common Stock		
65	Other: Capital Leases	(9,428,603)	(8,535,450)
65.01			
66			
67			
68	Dividends on Preferred Stock	-	-
69	Dividends on Common Stock	(33,294,179)	(64,013,127)
70	Net Cash Used in Financing Activities		
71	Total of Lines 59 thru 69	(9,492,911)	64,609,855
72			
73	Net Increase (Decrease) in Cash and Cash Equivalents		
74	Total of Lines 18, 49 and 71	7,749,758	(1,215,582)
75			
76	Cash and Cash Equivalents at Beginning of Year	1,202,282	2,417,864
77			
78	Cash and Cash Equivalents at End of Year	\$ 8,952,040	\$ 1,202,282

Name of Respondent New Jersey Natural Gas Company	This Report is:	Date of Report (Mo, Da, Yr)	Year of Report
	<input checked="" type="checkbox"/> An Original <input type="checkbox"/> A Resubmission	March 31, 2014	Dec. 31, 2013

NOTES TO FINANCIAL STATEMENTS

1. Provide important disclosures regarding the Balance Sheet, Statement of Income for the Year, Statement of Retained Earnings for the Year, and Statement of Cash Flow, or any account thereof. Classify the disclosures according to each financial statement, providing a subheading for each statement except where a disclosure is applicable to more than one statement. The disclosures must be on the same subject matters and in the same level of detail that would be required if the respondent issued general purpose financial statements to the public or shareholders.
2. Furnish details as to any significant contingent assets or liabilities existing at year end, and briefly explain any action initiated by the Internal Revenue Service involving possible assessment of additional income taxes of material amount, or a claim for refund of income taxes of a material amount initiated by the utility. Also, briefly explain any dividends in arrears on cumulative preferred stock.
3. Furnish details on the respondent's pension plans, post-retirement benefits other than pension (PBOP) plans, and post-employment benefit plans as required by Instruction no. 1 and, in addition, disclose for each individual plan the current year's cash contributions. Furnish details on the accounting for the plans and any changes in the method of accounting for them. Include details on the accounting for transition obligations or assets, gains or losses, the amounts deferred and the expected recovery periods. Also, disclose any current year's plan or trust curtailments, terminations, transfers, or reversions of assets. Entities that participate in multiemployer postretirement benefit plans (e.g. parent company Sponsored pension plans) disclose in addition to the required disclosures for the consolidated plan, (1) the amount of cost Recognized in the respondent's financial statements for each plan for the period presented, and (2) the basis for determining the Respondents share of the total plan costs.
- 4) Furnish details on the respondent's asset retirement obligations (ARO) as required by instruction no. 1 and, in addition to, disclose The amounts recovered through rates to settle such obligations. Identify any mechanism or account in which recovered funds are being Placed (i.e. trust funds, insurance policies, surety bonds). Furnish details on the accounting for the asset retirement obligations and any Changes in the measurement or method of accounting for the obligations. Include details on the accounting for settlement of the obligations
And any gains or losses expected or incurred on the settlement.
5. Provide list of all environmental credits received during the reporting period.
6. Provide a summary of revenues and expenses for each tracked cost and special surcharge.
7. Where Account 189, Unamortized Loss on Reacquired Debt, and 257, Unamortized Gain on Reacquired Debt, are not used, give an explanation, providing the rate treatment given these items. See General Instruction 17 of the Uniform System of Accounts.
8. Explain concisely any retained earnings restrictions and state the amount of retained earnings affected by such restrictions.
9. Disclose details on any significant financial changes during the reporting year to the respondent or the respondent's consolidated group that directly affect the respondent's gas pipeline operations, including: sales, transfers or mergers of affiliates, investments in new partnerships, sales of gas pipeline facilities or the sale of ownership interests in the gas pipeline to limited partnerships, investments in related industries (i.e. production, gathering) major pipeline investments, acquisitions by the parent corporation(s), and distributions of capital.
10. Explain concisely unsettled rate proceedings where a contingency exists such that the company may need to refund a material amount to the utility's customers of that the utility may receive a material refund with respect to power or gas purchases. State for each year affected the gross revenues or costs to which the contingency relates and the tax effects and explain the major factors that affect the rights of the utility to retain such revenues or to recover amounts paid with respect to power and gas purchases.
11. Explain concisely significant amounts of any refunds made or received during the year resulting from settlement of any rate proceeding affecting revenues received or costs incurred for power or gas purchases, and summarize the adjustments made to balance sheet, income, and expense accounts.
12. Explain concisely only those significant changes in accounting methods made during the year which had an effect on net income, including, the basis of allocations and apportionments from those used in the preceding year. Also give the approximate dollar effect of such changes.
13. For the 3Q disclosures, respondent must provide in the notes sufficient disclosures so as to make the interim information not misleading. Disclosures which would substantially duplicate the disclosures contained in the most recent FERC Annual Report may be omitted.
14. For the 3Q disclosures, the disclosures shall be provided where events subsequent to the end of the most recent year have occurred which have a material effect on the respondent. Respondent must include in the notes significant changes since the most recent completed year in such items as; accounting principles and practices; estimates inherent in the preparation of the financial statements, status of long-term contracts; capitalization including significant new borrowings or modifications of existing financing agreements; and changes resulting from business combinations or dispositions. However, where material contingencies exist, the disclosure of such matters shall be provided even though a significant change since year-end may not have occurred.
15. Finally, if the notes to the financial statements relating to the respondent appearing in the annual report to the stockholders are applicable and furnish the data required by the above instructions, such notes may be included herein.

Regulatory Assets & Liabilities

Under cost-based regulation, regulated utility enterprises generally are permitted to recover their operating expenses and earn a reasonable rate of return on their utility investment.

The Company maintains its accounts in accordance with the Federal Energy Regulatory Commission (FERC) Uniform System of Accounts as prescribed by the BPU and in accordance with the Regulated Operations Topic of the Financial Accounting Standards Board (FASB) Accounting Standards Codification (ASC). As a result of the impact of the ratemaking process and regulatory actions of the BPU, the Company is required to recognize the economic effects of rate regulation. Accordingly, the Company capitalizes or defers certain costs that are expected to be recovered from its customers as regulatory assets and recognizes certain obligations representing probable future expenditures as regulatory liabilities in the Balance Sheets.

Respondent New Jersey Natural Gas Company	This Report is: <input checked="" type="checkbox"/> An Original <input type="checkbox"/> A Resubmission	Date of Report (Mo, Da, Yr) March 31, 2014	Year of Report Dec. 31, 2013
--	--	---	--

NOTES TO FINANCIAL STATEMENTS

Gas in Storage

Gas in storage is reflected at average cost in the Balance Sheets, and represents natural gas and liquefied natural gas that will be utilized in the ordinary course of business. The Company had 20.4 billion cubic feet (Bcf) and 22.2 Bcf of gas in storage as of September 30, 2013 and 2012, respectively.

Demand Fees

For the purpose of securing adequate storage and pipeline capacity, the Company enters into storage and pipeline capacity contracts, which require the payment of certain demand charges to maintain the ability to access such natural gas storage or pipeline capacity, during a fixed time period, which generally ranges from one to five years. Demand charges are based on established rates as regulated by FERC. These demand charges represent commitments to pay storage providers or pipeline companies for the right to store and transport natural gas utilizing their respective assets. Demand fees of \$92.1 million and \$86.7 million for fiscal years ended September 30, 2013 and 2012, respectively, which are net of fees received for capacity release, are included in its weighted average cost of gas. The demand charges are expensed as a component of gas purchases in the Statements of Operations based on Basic Gas Supply Service (BGSS) sales and recovered as part of its wholesale gas commodity component of its BGSS tariff.

Derivative Instruments

Derivative instruments associated with natural gas commodity contracts are recorded in accordance with the Derivatives and Hedging Topic of the ASC 815, under which the Company records the fair value of derivatives, held as assets and liabilities. The Company's derivatives used to economically hedge its natural gas purchasing activities are recoverable through its BGSS, a component of its tariff. Accordingly, the offset to the change in fair value of these derivatives is recorded as a Regulatory asset or liability on the Balance Sheets.

Fair values of exchange-traded instruments, including futures, swaps and certain options, are based on actively quoted market prices. Fair values are subject to change in the near term and reflect management's best estimate based on various factors. In establishing the fair value of commodity contracts that do not have quoted prices, such as physical contracts, and over-the-counter options and swaps, and certain embedded derivatives, management uses available market data and pricing models to estimate fair values. Estimating fair values of instruments that do not have quoted market prices requires management's judgment in determining amounts, which could reasonably be expected to be received from, or paid to, a third party in settlement of the instruments. These amounts could be materially different from amounts that might be realized in an actual sale transaction.

Revenues

Revenues from the sale of natural gas to customers of the Company are recognized in the period that gas is delivered and consumed by customers, including an estimate for unbilled revenue.

In determining the amount of revenue from sales to natural gas customers by the Company, certain assumptions are used to develop estimates of unaccounted-for gas. Unaccounted-for gas occurs for a number of reasons including leakage or other actual losses, discrepancies due to meter inaccuracies, variations of temperature and/or pressure, and other variants. The estimating factors may change from time to time as a result of improvements in the quality and/or the timeliness of certain metering and billing information.

The Company records unbilled revenue for natural gas services. Natural gas sales to individual customers are based on meter readings, which are performed on a systematic basis throughout the month. At the end of each month, the amount of natural gas delivered to each customer after the last meter reading is estimated, and the Company recognizes unbilled revenues related to these amounts. The unbilled revenue estimates are based on monthly send-out amounts, estimated customer usage by customer type, weather effects, unaccounted-for gas and the most current tariff rates.

Gas Purchases

The Company's tariff includes a component for BGSS, which is designed to allow the Company to recover the cost of natural gas through rates charged to its customers and is normally revised on an annual basis. As part of computing its BGSS rate, the Company projects its cost of natural gas, net of supplier refunds, the impact of hedging activities and credits from nonfirm sales and transportation activities, and recovers or refunds the difference, if any, of such projected costs compared with those included in current rates. Any underrecoveries or overrecoveries are either refunded to customers or deferred and, subject to BPU approval, reflected in the BGSS rates in subsequent years.

Income Taxes

The Company computes income taxes using the liability method, whereby deferred income taxes are generally determined based on the difference between the financial statement and tax basis of assets and liabilities using enacted tax rates in effect in the years in which the differences are expected to reverse.

Investment tax credits (ITCs) have been deferred and are being amortized as a reduction to the tax provision over the average lives of the related equipment in accordance with regulatory treatment.

Respondent New Jersey Natural Gas Company	This Report is: <input checked="" type="checkbox"/> An Original <input type="checkbox"/> A Resubmission	Date of Report (Mo, Da, Yr) March 31, 2014	Year of Report Dec. 31, 2013
---	--	---	--

NOTES TO FINANCIAL STATEMENTS

Capitalized and Deferred Interest

Included in the Balance Sheets are capitalized amounts associated with the debt and equity components of the Company's allowance for funds used during construction (AFUDC), which are recorded in utility plant. The Company's base rates include the ability for the Company to recover the cost of debt associated with AFUDC and construction work in progress (CWIP). An incremental cost of equity is also recoverable during periods when the Company's short-term debt balances are lower than its CWIP. Corresponding amounts recognized in interest expense and other income, as appropriate, are included in the Statements of Operations are as follows:

(\$ in thousands)	2013	2012
AFUDC:		
Debt	\$ 921	\$ 300
Equity	2,037	638
Total	\$ 2,958	\$ 938
Weighted average interest rate	1.05%	1.47%

Pursuant to a BPU order, the Company is permitted to recover carrying costs on uncollected balances related to Societal Benefits Clause (SBC) program costs, which include New Jersey Clean Energy Program (NJCEP), Remediation Adjustment (RA) and Universal Service Fund (USF) expenditures. The SBC interest rate changes each September based on the August 31 seven-year constant maturity Treasury rate plus 60 basis points. The rate was 2.84 percent and 1.61 percent for the fiscal years ended September 30, 2013 and 2012, respectively. Accordingly, other income included \$653,000 and \$878,000 for the fiscal years ended September 30, 2013 and 2012, respectively.

Sales Tax Accounting

Sales tax and Transitional Energy Facilities Assessment (TEFA) are collected from customers and presented in both operating revenues and operating expenses on the Statements of Operations as follows:

(Millions)	2013	2012
Sales tax	\$ 43.0	\$ 31.3
TEFA ⁽¹⁾	5.0	6.0
Total	\$ 48.0	\$ 37.3

(1) TEFA will be phased out over a three-year period commencing January 1, 2012.

Cash and Cash Equivalents

Cash and cash equivalents consists of cash on deposit and temporary investments with original maturities of three months or less, and excludes restricted cash of \$1.1 million and \$1.2 million as of September 30, 2013 and 2012, respectively, that is recorded in other noncurrent assets on the Balance Sheets.

Property Plant and Equipment

Regulated property, plant and equipment are stated at original cost. Costs include direct labor, materials and third-party construction contractor costs, AFUDC and certain indirect costs related to equipment and employees engaged in construction. Upon retirement, the cost of depreciable regulated property, plus removal costs less salvage, is charged to accumulated depreciation with no gain or loss recorded.

Depreciation is computed on a straight-line basis over the useful life of the assets for financial statement purposes and using rates based on the estimated average lives of the various classes of depreciable property for the Company. The composite rate of depreciation used was 2.43 percent of average depreciable property in fiscal 2013 and 2.38 percent in fiscal 2012.

Name of Respondent New Jersey Natural Gas Company	This Report is:	Date of Report (Mo, Da, Yr)	Year of Report
	<input checked="" type="checkbox"/> An Original <input type="checkbox"/> A Resubmission	March 31, 2014	Dec. 31, 2013

NOTES TO FINANCIAL STATEMENTS

Property, plant and equipment was comprised of the following as of September 30, 2013 and 2012:

(Thousands)

Property Classifications	Estimated Useful Lives	2013	2012
Distribution facilities	38 to 74 years	\$ 1,421,885	\$ 1,352,101
Transmission facilities	35 to 56 years	273,853	248,774
Storage facilities	34 to 47 years	41,687	41,663
All other property	5 to 35 years	59,121	51,414
Total property, plant and equipment		1,796,546	1,693,952
Accumulated depreciation and amortization		(383,895)	(402,308)
Property, plant and equipment, net		\$ 1,412,651	\$ 1,291,644

Impairment of Long-Lived Assets

The Company reviews the carrying amount of an asset for possible impairment whenever events or changes in circumstances indicate that such amount may not be recoverable.

No impairments were identified for the fiscal years ended September 30, 2013 and 2012.

Customer Accounts Receivable and Allowance for Doubtful Accounts

The Company's receivables consist of natural gas sales and transportation services billed to residential, commercial, industrial and other customers. The Company evaluates its accounts receivable and, to the extent customer account balances are outstanding for more than thirty days, establishes an allowance for doubtful accounts. The allowance is based on a combination of factors including historical collection experience and trends, aging of receivables, general economic conditions in the company's distribution or sales territories, and customer specific information. Customer accounts are written-off once they are deemed uncollectible.

Loans Receivable

The Company provides interest-free loans, with terms ranging from two to ten years, to customers that elect to purchase and install certain energy efficient equipment in accordance with its BPU approved SAVEGREEN program. The loans are recognized at net present value on the Balance Sheets. As of September 30, 2013, the Company has recorded \$1.9 million in other current assets and \$14.3 million in other noncurrent assets on the Balance Sheets. As of September 30, 2012, the Company recorded \$6.8 million related to the loans.

Asset Retirement Obligations (ARO)

The Company recognizes a liability for its AROs based on the fair value of the liability when incurred, which is generally upon acquisition, construction, development and/or through the normal operation of the asset. Concurrently, the Company also capitalizes an asset retirement cost by increasing the carrying amount of the related asset by the same amount as the liability. In periods subsequent to the initial measurement, the Company is required to recognize changes in the liability resulting from the passage of time (accretion) or due to revisions to either timing or the amount of the originally estimated cash flows to settle the ARO.

Pension and Postemployment Plans

The Company has two noncontributory defined pension plans covering substantially all employees, including officers. Benefits are based on each employee's years of service and compensation. The Company's funding policy is to contribute annually to these plans at least the minimum amount required under the Employee Retirement Income Security Act (ERISA) of 1974, as amended, and not more than can be deducted for federal income tax purposes. Plan assets consist of equity securities, fixed-income securities and short-term investments. In fiscal 2012 and 2011, the Company had no minimum funding requirements however the Company made discretionary contributions to the pension plans of \$20 million in both December 2013 and 2012.

The Company also provides two primarily noncontributory medical and life insurance plans for eligible retirees and dependents. Medical benefits, which make up the largest component of the plans, are based upon an age and years-of-service vesting schedule and other plan provisions. Funding of these benefits is made primarily into Voluntary Employee Beneficiary Association trust funds. The Company contributed \$6 million and \$5.8 million in aggregate to these plans in fiscal 2013 and 2012, respectively.

Name of Respondent New Jersey Natural Gas Company	This Report is: <input checked="" type="checkbox"/> An Original <input type="checkbox"/> A Resubmission	Date of Report (Mo, Da, Yr) March 31, 2014	Year of Report Dec. 31, 2013
--	--	---	--

NOTES TO FINANCIAL STATEMENTS

Recent Updates to the Accounting Standards Codification (ASC)

Balance Sheet Offsetting

In December 2011, the FASB issued an amendment to ASC Topic 210, Balance Sheet, requiring additional disclosures about the nature of an entity's rights of setoff and related master netting arrangements associated with its financial and derivative instruments. The objective of the disclosures is to facilitate comparison between financial statements prepared on the basis of U.S. GAAP and those prepared on the basis of IFRS. The amended guidance will become effective for interim and annual periods beginning on or after January 1, 2013, and will be applied retrospectively. The Company has determined that the new guidance will not impact its financial position, results of operations or cash flows upon adoption.

Income Taxes

In July 2013, the FASB issued ASU No. 2013-11, an amendment to ASC Topic 740, *Income Taxes*, which clarifies financial statement presentation for unrecognized tax benefits. The ASU requires that an unrecognized tax benefit, or portion thereof, shall be presented in the balance sheet as a reduction to a deferred tax asset for a net operating loss carryforward, similar tax loss or a tax credit carryforward. To the extent such a deferred tax asset is not available or the company does not intend to use it to settle any additional taxes that would result from the disallowance of a tax position, the related unrecognized tax benefit will be presented as a liability in the financial statements. The amended guidance will become effective for fiscal years, and interim periods within those years, beginning after December 15, 2013. As of September 30, 2013, the Company does not have any unrecognized tax benefits, however, it will apply the provisions of the new guidance, as applicable at the effective date, on a prospective basis.

Use of Estimates

The preparation of financial statements in conformity with GAAP requires the Company to make estimates that affect the reported amounts of assets, liabilities, revenues, expenses and related disclosure of contingencies during the reporting period. On a monthly basis, the Company evaluates its estimates, including those related to the calculation of the fair value of derivative instruments, unbilled revenues, allowance for doubtful accounts, provisions for depreciation and amortization, regulatory assets and liabilities, income taxes, pensions and other postemployment benefits, contingencies related to environmental matters and litigation and asset retirement obligations, which are evaluated on an annual basis. The Company bases its estimates on historical experience and on various other assumptions that are believed to be reasonable under the circumstances, the results of which form the basis for making judgments about the carrying value of assets and liabilities that are not readily apparent from other sources.

The Company has legal, regulatory and environmental proceedings during the normal course of business which can result in loss contingencies. When evaluating the potential for a loss, the Company will establish a reserve if a loss is probable and can be estimated, in which case it is the Company's policy to accrue the full amount of such estimate. Where the information is sufficient only to establish a range of probable liability, and no point within the range is more likely than any other, it is the Company's policy to accrue the lower end of the range. In the normal course of business, estimated amounts are subsequently adjusted to actual results that may differ from estimates.

Subsequent Events

To the best of our knowledge and belief, no other material events have occurred subsequent to September 30, 2013, but before December 20, 2013, the date the financial statements were issued that require consideration as adjustments to or disclosures in the aforementioned financial statements, except as disclosed in *Note 3. Regulation*.

Name of Respondent New Jersey Natural Gas Company	This Report is:	Date of Report (Mo, Da, Yr)	Year of Report
	<input checked="" type="checkbox"/> An Original <input type="checkbox"/> A Resubmission	March 31, 2014	Dec. 31, 2013

NOTES TO FINANCIAL STATEMENTS

First Mortgage Bonds

The Company's mortgage secures its First Mortgage Bonds and represents a lien on substantially all of its property, including natural gas supply contracts. Certain indentures supplemental to the mortgage include restrictions as to cash dividends and other distributions on the Company's common stock that apply as long as certain series of First Mortgage Bonds are outstanding. As of September 30, 2013, under the most restrictive provision, \$339.8 million of the Company's retained earnings was available for dividends.

The Company has three series of Variable Rate Demand Notes (VRDN) with a total principal amount of \$97 million with maturity dates ranging from September 2027 to August 2041. VRDNs are sold to investors on a daily basis with the interest rate set by the remarketing agent. In the case where the remarketing agent is unable to sell the VRDNs to an investor on a given day, the Company would be required to repurchase the EDA Bonds. Therefore, in conjunction with the issuance of the EDA Bonds, the Company entered into a credit facility with JPMorgan Chase Bank, N.A. as described below in the *Short-term Debt* section, to provide liquidity support in the event of a failed remarketing of the EDA Bonds and to ensure payment of principal and interest. There would be no increase in the Company's debt if this were to occur.

The rates on these types of investments are generally correlated with the Securities Industry and Financial Markets Association Municipal Swap Index and will initially accrue interest at a daily rate, with a maximum rate of 12 percent per annum. As of September 30, 2013, the interest rate on these securities was .09 percent.

On April 15, 2013, the Company issued \$50 million of 3.15 percent senior secured notes due April 15, 2028, in the private placement market pursuant to a note purchase agreement entered into on February 8, 2013. Interest is payable semi-annually. The proceeds were used to refinance short-term debt and will fund capital expenditure requirements.

Sale-Leasebacks

The Company's master lease agreement for its headquarters building has a twenty-five and a half-year term that expires in June 2021, with two five-year renewal options. The present value of the agreement's minimum lease payments is reflected as both a capital lease asset and a capital lease obligation, which are included in utility plant and long-term debt, respectively, on the Balance Sheets.

The Company received \$7.1 million and \$6.5 million for fiscal 2013 and 2012, respectively, in connection with the sale-leaseback of its natural gas meters. During fiscal 2013 and 2012, the Company exercised early purchase options with respect to meter leases by making final principal payments of \$752,000 and 1 million, respectively. This sale-leaseback program is expected to continue on an annual basis.

Contractual commitments for capital lease payments, as of the fiscal years ended September 30, are as follows (in millions):

<i>(Millions)</i>	Lease Payments
2014	\$ 11.3
2015	10.7
2016	10.9
2017	9.8
2018	7.9
Thereafter	11.3
Subtotal	61.9
Less: interest component	(10.2)
Total	\$ 51.7

NAME OF RESPONDENT
New Jersey Natural Gas Company

This Report is:
 An Original
 A Resubmission

Date of Report
March 31, 2014

Year of Report
Dec. 31, 2013

SUMMARY OF UTILITY PLANT AND ACCUMULATED PROVISIONS
FOR DEPRECIATION, AMORTIZATION AND DEPLETION

Line No.	Item (a)	TOTAL (b)
1	UTILITY PLANT	
2	In Service	
3	Plant in Service (Classified)	\$ 1,602,301,021
4	Property Under Capital Leases	93,253,975
5	Plant Purchased or Sold	
6	ARO Fixed Asset	5,966,432
7	Experimental Plant Unclassified	
8	TOTAL Utility Plant (Total of Lines 3 thru 7)	1,701,521,428
9	Leased to Others	
10	Held for Future Use	
11	Construction Work in Progress	115,962,736
12	Acquisition Adjustments	
13	TOTAL Utility Plant (Total of lines 8 thru 12)	1,817,484,164
14	Accumulated Provision for Depreciation, Amortization, & Depletion	(467,452,556)
15	Net Utility Plant (Total of Lines 13 and 14)	\$ 1,350,031,608
16	DETAIL OF ACCUMULATED PROVISIONS FOR DEPRECIATION, AMORTIZATION AND DEPLETION	
17	In Service:	
18	Depreciation	\$ 441,636,052
19	Amortization and Depletion of Producing Natural Gas Land and Land Rights	
20	Amortization of Underground Storage Land and Land Rights	
21	Amortization of Other Utility Plant	25,816,504
22	TOTAL in service (Total of lines 18 thru 21)	467,452,556
23	Leased to Others	
24	Depreciation	
25	Amortization and Depletion	
26	TOTAL Leased to Others (Total of lines 24 and 25)	
27	Held for future Use	
28	Depreciation	
29	Amortization	
30	TOTAL Held for Future Use (Total of Lines 28 and 29)	
31	Abandonment of Leases (Natural Gas)	
32	Amortization of Plant Acquisition Adjustment	
33	TOTAL Accum. Provisions (Should agree with line 14 above) (Total of lines 22, 26, 30, 31 , and 32)	\$ 467,452,556

NAME OF RESPONDENT
New Jersey Natural Gas Company

This Report is:
 An Original
 A Resubmission

Date of Report
March 31, 2014

Year Ending
Dec. 31, 2013

SUMMARY OF UTILITY PLANT AND ACCUMULATED PROVISIONS FOR DEPRECIATION,
AMORTIZATION AND DEPLETION (Continued)

Electric (c)	Gas (d)	Other (Specify) (e)	Common (f)	Line No.
				1
				2
	\$ 1,602,301,021			3
	93,253,975			4
				5
	5,966,432			6
				7
	1,701,521,428			8
				9
				10
	115,962,736			11
				12
	1,817,484,164			13
	(467,452,556)			14
	\$ 1,350,031,608			15
				16
				17
	\$ 441,636,052			18
				19
				20
	25,816,504			21
	467,452,556			22
				23
				24
				25
				26
				27
				28
				29
				30
				31
				32
	\$ 467,452,556			33

NAME OF RESPONDENT
New Jersey Natural Gas Company

This Report is:
 An Original
 A Resubmission

Date of Report
March 31, 2014

Year Ending
Dec. 31, 2013

GAS PLANT IN SERVICE (ACCOUNTS 101, 102, 103, AND 106)

1. Report below the original cost of gas plant in service according to the prescribed accounts.
2. In addition to Account 101, Gas Plant in Service (Classified), this page and the next include account 102, Gas Plant Purchased or Sold, Account 103, Experimental Gas Plant Unclassified and Account 106, Completed Construction Not Classified-Gas.
3. Include in column (c) and (d), as appropriate corrections of additions and retirements for the current or preceding year.
4. Enclose in parenthesis credit adjustments of plant accounts to indicate the negative effect of such accounts.
5. Classify Account 106 according to prescribed accounts, on an

estimated basis if necessary, and include the entries in column (c). Also to be included in column (c) are entries for reversals of tentative distributions of prior year reported in column (b). Likewise, if the respondent has a significant amount of plant retirements which have not been classified to primary accounts at the end of the year, include in column (d) a tentative distribution of such retirements, on an estimated basis, with appropriate contra entry to the account for accumulated depreciation provision. Include also in column (d) reversals of tentative distributions of prior year's unclassified retirements. Attach supplemental statement showing the account distributions of these tentative classifications in columns (c) and (d).

Line No.	Account (a)	Balance at Beginning of Year (b)	Additions (c)
1	INTANGIBLE PLANT		
2	301 Organization	\$ 14,004	
3	302 Franchises and Consents	8,016	
4	303 Miscellaneous Intangible Plant		
5	TOTAL Intangible Plant (Enter Total of Lines 2 thru 4)	22,020	
6	PRODUCTION PLANT		
7	Natural Gas Production and Gathering Plant		
8	325.1 Producing Land	3,593	
9	325.2 Producing Leaseholds	-	
10	325.3 Gas Rights		
11	325.4 Rights-Of-Way	-	
12	325.5 Other Land and Land Rights		
13	326 Gas Well Structure		
14	327 Field Compressor Station Structure		
15	328 Fields Measuring and Regulating Station Equipment		
16	329 Other Structures		
17	330 Producing Gas Wells - Well Construction		
18	331 Producing Gas Wells - Well Equipment		
19	332 Field Lines		
20	333 Field Compressor Station Equipment		
21	334 Field Measuring and Regulating Station Equipment		
22	335 Drilling and Cleaning Equipment		
23	336 Purification Equipment		
24	337 Other Equipment		
25	338 Unsuccessful Exploration and Development Costs		
26	TOTAL Production and Gathering Plant (Enter Total of lines 8 thru 25)	\$ 3,593	
27	PRODUCTS EXTRACTION PLANT		
28	340 Land and Land Rights		
29	341 Structures and Improvements		
30	342 Extraction and Refining Equipment		
31	343 Pipe Lines		
32	344 Extracted Products Storage Equipment		
33	345 Compressor Equipment		

NAME OF RESPONDENT New Jersey Natural Gas Company	This Report is: <input checked="" type="checkbox"/> An Original <input type="checkbox"/> A Resubmission	Date of Report March 31, 2014	Year Ending Dec. 31, 2013
--	---	----------------------------------	------------------------------

GAS PLANT IN SERVICE (ACCOUNTS 101, 102, 103, AND 106) (Continued)

including the reversals of the prior years tentative account distribution of these amounts. Careful observance of the above instructions and the texts of Account 101 and 106 will avoid serious omissions of respondent's reported amount for plant actually in service at end of year.

6. Show in column (f) reclassifications or transfers within utility plant accounts. Include also in column (f) the additions or reductions of primary account classifications arising from distribution of amounts initially recorded in Account 102. In showing the clearance of Account 102, include in column (e) the amounts with respect to accumulated provision for

depreciation, acquisition adjustments, etc., and show in column (f) only the offset to the debits or credits to primary account classifications.

7. For Account 399, state the nature and use of plant included in this account and if substantial in amount submit a supplementary statement showing subaccount classification of such plant conforming to the requirements of these pages.

8. For each amount comprising the reported balance and changes in Account 102, state the property purchased or sold, name of vendor or purchaser, and date of transaction. If proposed journal entries have been filed with the Commission as required by the Uniform system of Accounts, give date of such filing.

Retirements (d)	Adjustments (e)	Transfers (f)	Balance at End of Year (g)	Line No.
				1
			\$ 14,004	2
			8,016	3
				4
			22,020	5
				6
				7
			3,593	8
			-	9
				10
			-	11
				12
				13
				14
				15
				16
				17
				18
				19
				20
				21
				22
				23
				24
				25
\$	-		\$ 3,593	26
				27
				28
				29
				30
				31
				32
				33

NAME OF RESPONDENT
New Jersey Natural Gas Company

This Report is:
 An Original
 A Resubmission

Date of Report
March 31, 2014

Year Ending
Dec. 31, 2013

GAS PLANT IN SERVICE (ACCOUNTS 101, 102, 103, AND 106) (Continued)

Line No.	Account (a)	Balance at Beginning of Year (b)	Additions (c)
34	346 Gas Measuring and Regulating Equipment		
35	347 Other Equipment		
36	TOTAL Products Extraction Plant (Enter Total of lines 28 thru 35)		
37	TOTAL Natural Gas Production Plant (Enter Total of lines 26 and 36)	3,593	
38	Manufactured Gas Production Plant (Submit Supplementary Statement)		
39	TOTAL Production Plant (Enter Total of lines 37 and 38)	3,593	
40	NATURAL GAS STORAGE AND PROCESSING PLANT		
41	Underground Storage Plant		
42	350.1 Land		
43	350.2 Rights-of-Way		
44	351 Structures and Improvement		
45	352 Wells		
46	352.1 Storage Leaseholds and Rights		
47	352.2 Reservoirs		
48	352.3 Non-Recoverable Natural Gas		
49	353 Lines		
50	354 Compressor Station Equipment		
51	355 Measuring and Regulating Equipment		
52	356 Purification Equipment		
53	357 Other Equipment		
54	TOTAL Underground Storage Plant (Enter Total of lines 42 thru 53)		
55	Other Storage Plant		
56	360 Land and Land Rights	\$ 281,918	
57	361 Structures and Improvements	3,106,424	\$ 9,981
58	362 Gas Holders	10,489,138	-
59	363 Purification Equipment	-	
60	363.1 Liquefaction Equipment	-	
61	363.2 Vaporizing Equipment	13,574,280	-
62	363.3 Compressor Equipment	3,377,444	-
63	363.4 Measuring and Regulating Equipment	5,589,545	-
64	363.5 Other Equipment	5,218,174	13,838
65	TOTAL Other Storage Plant (Enter Total of lines 56 thru 64)	41,636,923	23,819
66	Base Load Liquefied Natural Gas Terminaling and Processing Plant		
67	364.1 Land and Land Rights		
68	364.2 Structure and Improvements		
69	364.3 LNG Processing Terminal Equipment		
70	364.4 LNG Transportation Equipment		
71	364.5 Measuring and Regulating Equipment		
72	364.6 Compressor Station Equipment		
73	364.7 Communication Equipment		
74	364.8 Other Equipment		
75	TOTAL Base load Liquefied Nat'l Gas, Terminaling and Processing Plant (lines 67 thru 74)		-
76	TOTAL Nat'l Gas Storage and Processing Plant (Total of lines 54, 65 and 75)	41,636,923	23,819
77	TRANSMISSION PLANT		
78	365.1 Land and Land Rights	1,037,238	-
79	365.2 Rights-of-Way	4,568,368	-
80	366 Structures and Improvements	930,111	-

NAME OF RESPONDENT New Jersey Natural Gas Company		This Report is: <input checked="" type="checkbox"/> An Original <input type="checkbox"/> A Resubmission	Date of Report March 31, 2014	Year Ending Dec. 31, 2013
GAS PLANT IN SERVICE (ACCOUNTS 101, 102, 103, AND 106) (Continued)				
Retirements (d)	Adjustment (e)	Transfer (f)	Balance at End of Year (a)	Line No.
				34
				35
				36
-			3,593	37
				38
-			3,593	39
				40
				41
				42
				43
				44
				45
				46
				47
				48
				49
				50
				51
				52
				53
				54
				55
			\$ 281,918	56
-	-		3,116,405	57
-	-		10,489,138	58
-	-		-	59
-	-		-	60
-	-		13,574,280	61
-	-		3,377,444	62
-	-		5,589,545	63
-	-		5,232,012	64
-	-		41,660,742	65
				66
				67
				68
				69
				70
				71
				72
				73
				74
				75
-			41,660,742	76
				77
			1,037,238	78
			4,568,368	79
			930,111	80

NAME OF RESPONDENT New Jersey Natural Gas Company	This Report is: <input checked="" type="checkbox"/> An Original <input type="checkbox"/> A Resubmission	Date of Report March 31, 2014	Year Ending Dec. 31, 2013
--	---	----------------------------------	------------------------------

GAS PLANT IN SERVICE (ACCOUNTS 101, 102, 103, AND 106) (Continued)

Line No.	Account (a)	Balance at Beginning of Year (b)	Additions (c)
3	367 Mains	202,880,868	20,638,438
82	368 Compressor Station Equipment		-
83	369 Measuring and Regulating Station Equipment	39,468,149	6,411,366
84	370 Communication Equipment		-
85	371 Other Equipment		-
86	TOTAL Transmission Plant (Enter Totals of lines 78 thru 85)	248,884,734	27,049,804
87	DISTRIBUTION PLANT		
88	374 Land and Land Rights	4,417,919	6,011
89	375 Structures and Improvements	15,537,719	-
90	376 Mains	586,639,303	48,291,869
91	377 Compressor Station Equipment		-
92	378 Measuring and Regulating Station Equipment - General	20,722,060	2,539,960
93	379 Measuring and Regulating Station Equipment - City Gate		-
94	380 Services	464,056,879	27,957,403
95	381 Meters	64,148,144	2,835,272
96	382 Meter Installations	2,482,444	-
97	383 House Regulators	4,204,641	-
98	384 House Regulator Installations	421,841	-
99	385 Industrial Measuring and Regulating Station Equipment	1,276,841	-
100	386 Other Property on Customer's Premises		-
101	387 Other Equipment	257,436	-
102	TOTAL Distribution Plant (Enter Total of lines 88 thru 101)	1,164,165,227	81,630,514
103	GENERAL PLANT		
104	389 Land and Land Rights	15,707	
105	390 Structures and Improvements	5,410,054	116,632
106	391 Office Furniture and Equipment	33,022,138	1,400,634
107	392 Transportation Equipment	3,331,680	3,808,289
108	393 Stores Equipment	304,578	-
109	394 Tools, Shop, and Garage Equipment	7,610,686	148,378
110	395 Laboratory Equipment	260,256	-
111	396 Power Operated Equipment	338,869	-
112	397 Communication Equipment	2,143,870	-
113	398 Miscellaneous Equipment		-
114	Subtotal (Enter Total of lines 104 thru 113)	52,437,838	5,473,933
115	399 Other Tangible Property		-
116	TOTAL General Plant (Enter Total of lines 114 thru 115)	52,437,838	5,473,933
117	TOTAL (Accounts 101 and 106)	1,507,150,335	114,178,071
118	Gas Plant Purchased (See Instruction 8)	0	
119	(Less) Gas Plant Sold (See Instruction 8)	0	
120	Experimental Gas Plant Unclassified		(A)
121	TOTAL Gas Plant in Service (Enter Total of lines 117 thru 120)	\$ 1,507,150,335	\$ 114,178,071

Note (A):
Transfers from CWIP to UPIS
Other Additions, Net

\$ 114,178,071

\$114,178,071

NAME OF RESPONDENT New Jersey Natural Gas Company	This Report is: <input checked="" type="checkbox"/> An Original <input type="checkbox"/> A Resubmission	Date of Report March 31, 2014	Year Ending Dec. 31, 2013
--	---	----------------------------------	------------------------------

GAS PLANT IN SERVICE (ACCOUNTS 101, 102, 103, AND 106) (Continued)

Retirements (d)	Adjustments (e)	Transfers (f)	Balance at End of Year (g)	Line No.
203,169	-		223,316,137	81
-	-			82
74,151	-		45,805,364	83
-	-			84
-	-			85
277,320	-	-	275,657,217	86
-	-			87
-	-		4,423,930	88
-	-		15,537,719	89
1,148,411	-		633,782,761	90
-	-		-	91
1,253,151	-		22,008,869	92
-	-		-	93
1,808,338	-		490,205,944	94
4,458,710	-	(3,634,519)	58,890,187	95
6,478,671	-		(3,996,227)	96
-	-		4,204,641	97
-	-		421,841	98
-	-		1,276,841	99
-	-		-	100
-	-		257,436	101
15,147,280	-	(3,634,519)	1,227,013,942	102
-	-			103
-	-		15,707	104
-	-		5,526,686	105
-	-		34,422,772	106
-	31,734.73		7,171,703	107
-	-		304,578	108
-	-		7,759,064	109
-	-		260,256	110
-	-		338,869	111
-	-		2,143,870	112
-	-		-	113
-	31,735	-	57,943,506	114
-	-		-	115
-	31,735	-	57,943,506	116
15,424,600	31,735	(3,634,519)	1,602,301,021	117
-	-		-	118
-	-		-	119
-	-			120
15,424,600	\$ 31,735	\$ (3,634,519)	\$ 1,602,301,021	121

NAME OF RESPONDENT New Jersey Natural Gas Company	This Report is:		Date of Report	Year of Report
	(1) <input checked="" type="checkbox"/> An Original	(2) <input type="checkbox"/> A Resubmission	March 31, 2014	Dec. 31, 2013

Gas Property and Capacity Leased from Others

1. Report below the information called for concerning gas property and capacity leased from others for gas operations.
2. For all leases in which the average annual lease payment over the initial term of the lease exceeds \$500,000, describe in column (c), if applicable: the property or capacity leased. Designate associated companies with an asterisk in column (b).

Line No.	Name of Lessor (a)	(b)	Description of Lease [c]	Lease Payment for Current Year (d)
1				
2				
3				
4				
5				
6				
7				
8				
9				
10				
11				
12				
13				
14				
15				
16	NOT APPLICABLE			
17				
18				
19				
20				
21				
22				
23				
24				
25				
26				
27				
28				
29				
30				
31				
32				
33				
34				
35				
36				
37				
38				
39				
40				
41				
42				
43				
44				
45	Total			

NAME OF RESPONDENT New Jersey Natural Gas Company	This Report is: (1) <input checked="" type="checkbox"/> An Original (2) <input type="checkbox"/> A Resubmission	Date of Report March 31, 2014	Year of Report Dec. 31, 2013
--	---	----------------------------------	---------------------------------

1. For all leases in which the average lease income over the initial term of the lease exceeds \$500,000 provide in column (c), a description of each facility or leased capacity that is classified as gas plant in service, and is leased to others for gas operations.
2. In column (d) provide the lease payments received from others.
3. Designate associated companies with an asterisk in column (b).

Line No.	Name of Lessor (a)	(b)	Description of Lease [c]	Lease Payment for Current Year (d)
1				
2				
3				
4				
5				
6				
7				
8				
9				
10				
11				
12				
13				
14				
15				
16				
17				
18				
19				
20				
21				
22				
23				
24				
25				
26				
27				
28				
29				
30				
31				
32				
33				
34				
35				
36				
37				
38				
39				
40				
41				
42				
43				
44				
45				
	Total			

NAME OF RESPONDENT New Jersey Natural Gas Company	This Report is: (1) <input checked="" type="checkbox"/> An Original (2) <input type="checkbox"/> A Resubmission	Date of Report March 31, 2014	Year of Report Dec. 31, 2013
--	---	----------------------------------	---------------------------------

Gas Plant Held for Future Use (Account 105)

1. Report separately each property held for future use at end of the year having an original cost of \$1,000,000 or more. Group other items of property held for future use.
2. For property having an original cost of \$1,000,000 or more previously used in utility operations, now held for future use, give in column (a), in addition to other required information, the date that utility use of such property was discontinued, and the date the original cost was transferred to Account 105.

Line No.	Description and Location of Property (a)	Date Originally Included in this Account (b)	Date Expected to be Used in Utility Service (c)	Balance at End of Year (d)
1				
2				
3				
4				
5				
6				
7				
8				
9				
10				
11				
12				
13				
14				
15				
16	NOT APPLICABLE			
17				
18				
19				
20				
21				
22				
23				
24				
25				
26				
27				
28				
29				
30				
31				
32				
33				
34				
35				
36				
37				
38				
39				
40				
41				
42				
43				
44				
45	Total			

NAME OF RESPONDENT New Jersey Natural Gas Company	This Report is: (1) <input checked="" type="checkbox"/> An Original (2) <input type="checkbox"/> A Resubmission	Date of Report March 31, 2014	Year of Report Dec. 31, 2013
--	---	----------------------------------	---------------------------------

PRODUCTION PROPERTIES HELD FOR FUTURE USE (Account 105.1)

- | | |
|--|---|
| <ol style="list-style-type: none"> 1. Report separately each property held for future use at end of the year having an original cost of \$250,000 or more. Group other items of property held for future use. 2. For property having an original cost of \$250,000 or more previously used in utility operations, now held for future use, | give in column (a), in addition to other required information, the date that utility use of such property was discontinued, and the date the original cost was transferred to Account 105,1. |
|--|---|

Line No.	Description and Location of Property (a)	Date Originally Included in this Account (b)	Date Expected to be Used in Utility Service (c)	Balance at End of Year (d)
1	Natural Gas Lands, Leaseholds, and Gas Rights Held for Future Utility Use (Per Pages 500-501)			
2				
3				
4				
5				
6				
7				
8				
9				
10				
11				
12				
13				
14				
15				
16				
17				
18	NOT APPLICABLE			
19				
20				
21				
22				
23				
24				
25				
26				
27				
28				
29				
30				
31				
32				
33				
34				
35				
36				
37				
38				
39				
40				
41				
42				
43				
44				
45				
46	Total			

NAME OF RESPONDENT New Jersey Natural Gas Company	This Report is: <input checked="" type="checkbox"/> An Original <input type="checkbox"/> A Resubmission	Date of Report March 31, 2014	Year of Report Dec. 31, 2013
--	---	----------------------------------	---------------------------------

CONSTRUCTION WORK IN PROGRESS-GAS (ACCOUNT 107)

Report below descriptions and balances at end of year of projects in process of construction (Account 107) and Demonstration (See Account 107 of the Uniform System of Accounts)
Show items relating to "research, development, and demonstration" projects last, under a caption Research, Development, and Demonstration (See Account 107 of the Uniform System of Accounts)
3. Minor Projects (Less than \$1,000,000) may be grouped.

	Description of Project (a)	Construction Work in Progress - Gas (Account 107) (b)	Estimated Additional Cost of Project (c)
1			
2	Approximately 500 projects less than \$1,000,000	\$ 71,308,947	\$ 23,531,952
3			
4	6190-8560 PURCHASE CNG VEHICLES	2,119,037	
5			
6	6110-5319 LAKE HIAWATHA LOOP AIP	1,276,741	
7			
8	6130-8171 AIP 2 NORTHEAST	1,341,133	
9			
10	6130-8177 NORTHWEST AIP2	1,648,777	
11			
12	6140-6315 BCHWD, PIBCH, BAYVL, OC	1,566,835	
13			
14	6190-8493 WALL RT 34 BELMAR BLVD-	1,923,760	
15			
16	6130-8207 NEPTUNE LP SYSTEM RNWL	1,195,394	
17			
18	6190-8426 HOLMDEL LINE REPLACEMENT	16,293,486	
19			
20	6190-8524 ROXBURY STATION	2,461,800	
21			
22	6130-8173 ASBURY PARK SOUTHEAST	1,845,023	
23			
24	6130-8219 AIP 2 INTERLAKEN	1,532,051	
25			
26	6130-8157 OLD MILL RD: AIP 2	2,901,378	
27			
28	6130-8232 NEPTC/NEPT BARE STL RNW	2,480,578	
29			
30	6190-8451 THATCHER LINE EXTENSION	4,702,040	
31			
32	6190-8664 PURCHASE METERS 10A	1,365,756	
33			
34			
35			
36			
37			
38			
39			
40			
41			
42			
43			
44			
45		\$ 115,962,736	\$ 23,531,952

NAME OF RESPONDENT New Jersey Natural Gas Company	This Report is: (1) <input checked="" type="checkbox"/> An Original (2) <input type="checkbox"/> A Resubmission	Date of Report March 31, 2014	Year of Report Dec. 31, 2013
--	---	----------------------------------	---------------------------------

CONSTRUCTION OVERHEADS-GAS

1. List in column (a) the kinds of overheads according to the titles used by the respondent. Charges for outside professional services for engineering fees and management or supervision fees capitalized should be shown as separate items.
 2. On page 218 furnish information concerning construction overheads.
 3. A respondent should not report "none" to this page if no overhead apportionments are made, but rather should explain on page

218 the accounting procedures employed and the amounts of engineering , supervision and administrative costs, etc., which are directly charged to construction.

4. Enter on this page engineering, supervision, administrative, and allowance for funds used during construction, etc., which are first assigned to a blanket work order and then prorated to construction jobs.

Line No.	Description of Overhead (a)	Total Amount Charged for the Year (b)	Total Cost of Construction to Which Overheads Were Charged (Exclusive of Overhead Charges) (c)
1			
2	Engineering:		
3	Labor	6,359,834	
4	Other	3,424,526	
5	AFUDC	2,428,204	
6	Stores - Labor and Other	1,605,189	
7			
8	Total Cost of Construction to which Overheads were Charged:		108,651,212
9			
10			
11			
12			
13			
14			
15			
16			
17			
18			
19			
20			
21			
22			
23			
24			
25			
26			
27			
28			
29			
30			
31			
32			
33			
34			
35			
36			
37			
38			
39			
40			
41			
42			
43			
44			
45			
46	Total		

NAME OF RESPONDENT
New Jersey Natural Gas Company

This Report is:
 An Original
 A Resubmission

Date of Report
March 31, 2014

Year Ending
Dec. 31, 2013

GENERAL DESCRIPTION OF CONSTRUCTION OVERHEAD PROCEDURE

1. For each construction overhead explain: (a) the nature and extent of work, etc., the overhead charges are intended to cover, (b) the general procedure for determining the amount capitalized, (c) the method of distribution to construction jobs, (d) whether different rates are applied to different types of construction, (e) basis of differentiation in rates for different types of construction, and (f) whether the overhead is directly or indirectly assigned.

2. Show below the computation of allowance for funds used during construction rates, in accordance with the provisions of Gas Plant Instructions 3 (17) of the Uniform System of Accounts.
3. Where a net-of tax rate for borrowed funds is used, show the appropriate tax effect adjustment to the computations below in a manner that clearly indicates the amount of reduction in the gross rate for tax effects.

Overheads

- (a) The nature and extent of work that the overhead charges are intended to cover are supervisory and administrative costs relating to preparing construction documents and overseeing construction work in addition to ordering and maintaining construction materials.
- (b) The applicable portion of payroll and the general expense of engineers, operating supervisors and other personnel related to construction projects are charged to an "Overhead Clearing Account"
- (c) The overhead is distributed monthly based on the proportion of monthly expenditures each project has incurred in relation to total expenditures
- (d, e) The overhead rates have been applied uniformly to all types of construction in the past twelve months
- (f) The overhead is indirectly assigned to the applicable projects

Accounting for funds used during construction

The Company accrues AFUDC on all work orders with a construction period greater than one month, using its monthly short-term debt rate. As of 10/1/07 This amount includes a cost of Equity component as well.

1. Components of Formula (Derived from actual book balances and actual cost rates):

Title (a)	Amount (b)	Capitalization Ratio (Percent) (c)	Cost Rate Percentage (d)
[1] Average Short-Term Debt	138,675,000		
[2]. Short-Term Interest			2.90%
3. Long-Term Debt	413,171,588	N/A	5.44%
4. Preferred Stock	N/A	N/A	
5. Common Equity	706,599,571	N/A	10.30%
6. Total Capitalization			
7. Average Construction Work in Progress Balance	120,493,185		
2. Gross Rate for Borrowed Funds $s(S/W)+d((D/(D+P+C))(1-(S/W)))$	4.85%		
3. Rate for Other Funds $(1-(S/W))(p(P/(D+P+C))+c((C/(D+P+C))))$	10.30%		
4. Weighed Average Rate Actually Used for the Year	1/13 - 12/13		
a. Rate for Borrowed Funds	4.85%		
b. Rate for Other Funds	10.30%		

NAME OF RESPONDENT New Jersey Natural Gas Company	This Report is: <input checked="" type="checkbox"/> An Original <input type="checkbox"/> A Resubmission	Date of Report March 31, 2014	Year of Report Dec. 31, 2013
---	---	----------------------------------	---------------------------------

ACCUMULATED PROVISION FOR DEPRECIATION OF GAS UTILITY PLANT (ACCOUNT 108)

1. Explain in a footnote any important adjustments during year.
2. Explain in a footnote any difference between the amount for book cost of plant retired, line 10, column (c), and that reported for gas plant in service, page 2U4-2U9, column (d), excluding retirements of nondepreciable property.
3. The provisions of Account 108 in the Uniform System of Accounts require that retirements of depreciable plant be recorded when such plant is removed from service. If the respondent has a :

significant amount of plant retired at year end which has not been recorded and /or classified to the various reserve functional classifications, make preliminary closing entries to tentatively functionalize the book cost of the plant retired. In addition, include all costs included in retirement work in progress at year end in the appropriate functional classifications.
4. Show separately interest credits under a sinking fund or similar method of depreciation accounting.
5. At lines 7 and 14, add rows as necessary to report all data. Additional rows should be numbered in sequence. e.g., 7.01, 7.02, etc.

Line No.	Item(a)	Total (c+d+e) (b)	Gas Plant in Service (c)	Gas Plant Held for Future Use (d)	Gas Plant Leased to Others(e)
Section A. BALANCES AND CHANGES DURING YEAR					
1	Balance Beginning of Year	\$ 466,348,714	\$ 466,348,714		
2	Depreciation Provisions for Year, charged to				
3	(403) Depreciation Expense	40,205,735	40,205,735		
	Add 403, 1	-	-		
4	(413) Expense of Gas Plant Lease to Others				
5	Transportation Expenses - Clearing				
6	Other Clearing Accounts	(1,649,002)	(1,649,002)		
7	Other Clearing (Specify): (Footnote details):				
7.01					
8	TOTAL Deprec. Prov. for Year (Total of lines 3 thru 8)	38,556,733	38,556,733		
9	Net Charges for Plant Retired:				
10	Book Cost of Plant Retired	(1,948,937)	(1,948,937)		
11	Cost of Removal	(22,028,290)	(22,028,290)		
12	Salvage (Credit)	-	-		
13	TOTAL Net Changes for Plant Ret (Total of lines 10 thru 14)	(23,977,227)	(23,977,227)		
14	Other Debit or Credit Items(FAS 143)	(13,475,664)	(13,475,664)		
14.01	Book Cost of Asset Retirement Costs				
15	Balance End of Year (Total of lines 1,8,13,14)	\$ 467,452,556	\$ 467,452,556		
Section B. BALANCES AT END OF YEAR ACCORDING TO FUNCTIONAL CLASSIFICATIONS					
16	Productions - manufactured Gas				
17	Production and Gathering - Natural Gas	\$ 55,050	\$ 55,050		
18	Products Extraction - Natural Gas				
19	Underground Gas Storage				
20	Other Storage Plant	26,758,276	26,758,276		
21	Base Load LNG Terminating and Processing Plant				
22	Transmission	53,944,775	53,944,775		
23	Distribution	356,226,250	356,226,250		
24	General	30,468,207	30,468,207		
25	TOTAL (Total of lines 16 thru 24)	\$ 467,452,557	\$ 467,452,557		

NAME OF RESPONDENT New Jersey Natural Gas Company	This Report is: <input checked="" type="checkbox"/> An Original <input type="checkbox"/> A Resubmission	Date of Report March 31, 2014	Year Ending Dec. 31, 2013
--	---	----------------------------------	------------------------------

GAS STORED (ACCOUNTS 117.1, 117.2, 117.3, 117.4 , 164.1, 164.2, AND 164.3)

1. If during the year adjustments were made to the stored gas inventory reported in column (d), (f), (g), and (h) (such as to correct cumulative inaccuracies of gas measurements), explain in a footnote the reason for the adjustments, the Dth and dollar amount of adjustment, and account charged or credited.

2. Report in column (a) all encroachments during the year upon the volumes designated as base gas, column (b), and system balancing gas, column (c), and gas property recoverable in the plant accounts
3. State in a footnote the basis of segregation of inventory between current and noncurrent portions. Also, state in a footnote the method used to report storage (i.e. fixed asset method or inventory method).

Line No.	Description (a)	(Account 117.1) (b)	(Account 117.2) (c)	Noncurrent (Account 117.3) (d)	(Account 117.4) (e)	Current (Account 164.1) (f)	LNG (Account 164.2) (g)	LNG (Account 164.3) (h)	Total (i)
1	Balance at Beginning of Year					\$ 114,735,379	\$ 8,888,312		
2	Gas Delivered to Storage					59,339,799	5,235,084		
3	Gas Withdrawn from Storage					101,296,026	6,113,198		
4	Other Debits and Credits								
5	Balance at End of Year					\$ 72,779,151	\$ 8,010,199		
6	Dth					14,852,097	871,217		
7	Amount per Dth					4.900260981	9.194259531		

<u>Pipelines</u>	<u>DTH</u>	
DTI	759,544	300069
DTI	2,662,616	600031
DTI	279,413	300119
DTI	1,695,643	300120
DTI	877,745	300194
TETCO	1,687,036	412004
TETCO	3,168,856	400188
TRANS	685,891	1003970
CNYOG	996,836	NJ_SC00296FS
Steckman	2,000,776	920029
Pipeline OBA's	37,741	
	<u>14,852,097</u>	

<u>LNG</u>	
Stafford	69,137
Howell	773,433
	842,570
BTU Factor <input checked="" type="checkbox"/>	<u>1.034</u>
	<u>871,217</u>

Item 3
Gas delivered to and withdrawn from storage is valued at an average cost.

NAME OF RESPONDENT New Jersey Natural Gas Company	This Report is: (1) <input checked="" type="checkbox"/> An Original (2) <input type="checkbox"/> A Resubmission	Date of Report March 31, 2014	Year of Report Dec. 31, 2013
--	---	----------------------------------	---------------------------------

NONUTILITY PROPERTY (Account 121)

- | | |
|--|--|
| <p>1. Give a brief description and state the location of non-utility property included in Account 121.</p> <p>2. Designate with an asterisk any property which is leased to another company. State name of lessee and whether lessee is an associated company.</p> <p>3. Furnish particulars (details) concerning sales, purchases, or transfers of Nonutility Property during the year.</p> <p>4. List separately all property previously devoted to public service and give date of transfer to Account 121, <i>Nonutility Property</i>. These items are separate and dis-</p> | <p>tinct from those allowed to be grouped under instruction No. 5.</p> <p>5. Minor items (5% of the Balance at the End of the Year, for Account 121) may be grouped.</p> <p>6. Natural gas companies which have oil property should report such property by State, classified as to (a) oil lands and land rights, (b) oil wells, and (c) other oil property. Gasoline plants and other plants for the recovery of products from natural gas are classifiable as gas plant and should be reported as such and not shown as <i>Nonutility Property</i>.</p> |
|--|--|

Line No.	Description and Location (a)	Balance at Beginning of Year (b)	Purchases, Sales, Transfers, etc. (c)	Balance at End of Year (d)
1				
2				
3				
4				
5				
6				
7				
8				
9				
10				
11				
12				
13				
14				
15				
16				
17				
18	NOT APPLICABLE			
19				
20				
21				
22				
23				
24				
25				

ACCUMULATED PROVISION FOR DEPRECIATION AND AMORTIZATION OF NONUTILITY PROPERTY (Account 122)

Report below the information called for concerning depreciation and amortization of nonutility property.

Line No.	Item (a)	Amount (b)
1	Balance, Beginning of Year	
2	Accounts for Year, Charged to	
3	(417) Income from Nonutility Operations	
4	(418) Nonoperating Rental Income	
5	Other Accounts (Specify):	
6		
7	Total Accruals for Year (Enter Total of lines 3 thru 6)	
8	Net Charges for Plant Retired	
9	Book Cost of Plant Retired	
10	Cost of Removal	
11	Salvage (Credit)	
12	Total Net Charges (Enter Total of Lines 9 thru 11)	
13	Other Debit or Credit Items (Describe):	
14		
15	Balance, End of Year (Enter Total of Lines 1, 7, 12, and 14)	

NAME OF RESPONDENT New Jersey Natural Gas Company	This Report is: <input checked="" type="checkbox"/> An Original <input type="checkbox"/> A Resubmission	Date of Report March 31, 2014	Year Ending Dec. 31, 2013
---	---	----------------------------------	------------------------------

INVESTMENTS (ACCOUNT 123, 124, AND 136)

1. Report below investments in accounts 123, Investments in Associated Companies, 124, Other Investments, and 136, Temporary Cash Investments.
 2. Provide a subheading for each account and list there-under the information called for:
 (a) Investment in Securities - List and describe each security owned, giving name of issuer, date acquired and date of maturity. For bonds, also give principal amount, date of issue, maturity, and interest rate. For capital stock (including capital stock of respondent reacquired under a definite plan for resale pursuant

to authorization by the Board of Directors, and included in account 124, Other investments state number of shares, class, and series of stock. Minor investments may be grouped by classes. Investments included in Account 136, Temporary Cash Investments, also may be grouped by classes.
 (b) Investment Advances - Report separately for each person or company the amounts of loans or investment advances that are properly includable in Account 123. Include advances subject to current repayment in Account 145 and 146. With respect to each advance, show whether the advance is a note or open account.

Line No.	Description of Investment (a)	*	Book Cost at Beginning of Year (if book cost is different from cost to respondent, give cost to respondent in a footnote and explain difference. (c)	Purchases or Additions During Year (d)
1	Not Applicable			
2				
3				
4				
5				
6				
7				
8				
9				
10				
11				
12				
13				
14				
15				
16				
17				
18				
19				
20				
21				
22				
23				
24				
25				
26				
27				
28				
29				
30				
31				
32				
33				
34				
35				
36				
37				
38				
39				
40				

Please Note: There were no investments in the Accounts 123, 124 or 136 during the calendar year.

NAME OF RESPONDENT New Jersey Natural Gas Company	This Report is: <input checked="" type="checkbox"/> An Original <input type="checkbox"/> A Resubmission	Date of Report March 31, 2014	Year Ending Dec. 31, 2013
---	---	----------------------------------	------------------------------

INVESTMENTS (ACCOUNT 123, 124, AND 136) (Continued)

List each note, giving date of issuance, maturity date, and specifying whether note is a renewal. Designate any advances due from officers, directors, stockholders, or employees.

3. Designate with an asterisk in column (b) any securities notes or accounts that were pledged, and in a footnote state the name of pledges and purpose of the pledge.

4. If Commission approval was required for any advance made or security acquired, designate such fact in a footnote and the security acquired, designate such fact in a footnote and cite commission, date of authorization, and case or docket number.

5. Report in column (h) interest and dividend revenues from investments including such revenues from securities disposed of during the year.

6. In column (i) report for each investment disposed of during the year, the gain or loss represented by the difference between cost of the investment (or the other amount at which carried in the books of account if different from cost and the selling price thereof, not including any dividend or interest adjustment incredible in column (h)

Sales or Other Dispositions during Year (e)	Principal Amount of No. of Shares at End of Year (f)	Book Cost at Beginning of Year (if book cost is different from cost to respondent, give cost to respondent in a footnote and explain difference). (g)	Revenues for Year (h)	Gain or Loss for Investment Disposed of (i)	Line No.
					1
					2
					3
					4
					5
					6
					7
					8
					9
					10
					11
					12
					13
					14
					15
					16
					17
					18
					19
					20
					21
					22
					23
					24
					25
					26
					27
					28
					29
					30
					31
					32
					33
					34
					35
					36
					37
					38
					39
					40

NAME OF RESPONDENT
New Jersey Natural Gas Company

This Report is:
 An Original
 A Resubmission

Date of Report
March 31, 2014

Year Ending
Dec. 31, 2013

INVESTMENTS IN SUBSIDIARY COMPANIES (ACCOUNT 123.1)

Report below investments in Account 123.1, Investments in Subsidiary companies.

Provide a subheading for each company and list thereunder the formation called for below. Subtotal by company and give a total in columns (e), (f), (g) and (h).

1) Investments in Securities - List and describe each security owned. or bonds give also principal amount, date of issue, maturity and interest rate

(b) Investment Advances - Report separately the amounts of loans or investment advances which are subject to repayment, but which are not subject to current settlement. With respect to each advance, show whether the advance is a note or open account. List each note giving date of issuance, maturity date, and specifying whether note is a renewal.

3. Report separately the equity in undistributed subsidiary earnings since acquisition. The total in column (e) should equal the amount entered for Account 418.1.

ne lo.	Description of Investment (a)	Date Acquired (b)	Date of Maturity (c)	Amount of Investment at Beginning of Year (d)
1	Boundary Gas, Inc.	10/14/1980		\$ 349
2	Alberta Northeast, Inc.	1/31/1987		83
3				
4				
5				
6				
7				
8				
9				
10				
11				
12				
13				
14				
15				
16				
17				
18				
19				
20				
21				
22				
23				
24				
25				
26				
27				
28				
29				
30				
31				
32				
33				
34				
35				
36				
37				
38				
39				
40	Total Cost of Account 123.1	\$432.00	Total	\$ 432

NAME OF RESPONDENT
New Jersey Natural Gas Company

This Report is:
 An Original
 A Resubmission

Date of Report
March 31, 2014

Year Ending
Dec. 31, 2013

INVESTMENTS IN SUBSIDIARY COMPANIES (ACCOUNT 123.1) (Continued)

4. Designate in a footnote, any securities, notes, or accounts that were pledged, and state the name of pledge and purpose of the pledge.
5. If Commission approval was required for any advance made or security acquired, designate such fact in a footnote and give name of commission, date of authorization, and case or docket number
6. Report in column (f) interest and dividend revenues from investments including such revenues from securities disposed of during the year.

7. In column (h) report each investment disposed of during the year, the gain or loss represented by the difference between cost of the investment for the other amount at which carried in the books of account if different from cost), and the selling price thereof, not including interest adjustments includible in column (f)
8. Report on Line 40, column (a) the total cost of Account 123.1.

Equity in Subsidiary Earnings for the Year (e)	Revenues for Year (f)	Amount of Investment at End of Year (g)	Gain or Loss for Investment Disposed of (h)	Line No.
		\$ 349	(83)	1
				2
				3
				4
				5
				6
				7
				8
				9
				10
				11
				12
				13
				14
				15
				16
				17
				18
				19
				20
				21
				22
				23
				24
				25
				26
				27
				28
				29
				30
				31
				32
				33
				34
				35
				36
				37
				38
				39
	0	\$ 432	(0)	40

Name of Respondent	This Report is:	Date of Report	Year of Report
New Jersey Natural Gas Company	(1) <input checked="" type="checkbox"/> An Original (2) <input type="checkbox"/> A Resubmission	March 31, 2014	Dec. 31, 2013

GAS PREPAYMENTS UNDER PURCHASE AGREEMENTS

1. Report below the information called for concerning gas prepayments as defined in the text of Account 165, Prepayments. (Report advances on page 229.)

2. If any prepayment at beginning of year (or incurred during year) was cancelled, forfeited, or applied to another purpose, state in a footnote gas volume and dollar amount, period when such prepayment was incurred, and accounting disposition of prepayment amount. Give a concise explanation of circumstances causing forfeiture or other disposition of the prepayment.

Line No.	Name of Vendor (Designate associated companies with an asterisk) (a)	Seller FERC Rate Schedule No. (b)	BALANCE BEGINNING OF YEAR	
			Mcf (14.73 psia AT 60°F) (c)	Amount (d)
1				
2				
3				
4				
5				
6				
7				
8				
9				
10				
11	NOT APPLICABLE			
12				
13				
14				
15				
16				
17				
18				
19				
20				
21				
22				
23				
24				
25				
26				
27				
28				
29				
30				
31				
32				
33				
34				
35				
36				
37				
38				
39				
40				
41				
42	Total			

Name of Respondent	This Report is:	Date of Report	Year of Report
New Jersey Natural Gas Company	(1) <input checked="" type="checkbox"/> An Original (2) <input type="checkbox"/> A Resubmission	March 31,, 2014	Dec. 31, 2013

GAS PREPAYMENTS UNDER PURCHASE AGREEMENTS (continued)

3. If for any reason a take or pay situation is in controversy, list in the columns below the amount of those prepayment claims which have not been paid, together with footnote notation that the amount is in controversy (and any explanation the respondent chooses to make).

4. If any prepayment was determined other than by reference to amounts per Mcf or demand-commodity factors, furnish in a footnote a concise explanation of basis of computation.

BALANCE END OF YEAR			PREPAYMENTS IN CURRENT YEAR			Line No.
Mcf (14.73 psia at 60°f) (e)	Amount (f)	Cents Per Mcf (g)	Mcf (14.73 psia at 60°f) (h)	Percent of Year's required take (i)	Make-up Period expiration date (j)	
	NOT APPLICABLE					1 2 3 4 5 6 7 8 9 10 11 12 13 14 15 16 17 18 19 20 21 22 23 24 25 26 27 28 29 30 31 32 33 34 35 35 36 37 38 39 40 41 42

Name of Respondent New Jersey Natural Gas Company	This Report is: (1) <input checked="" type="checkbox"/> An Original (2) <input type="checkbox"/> A Resubmission	Date of Report March 31, 2014	Year of Report Dec. 31, 2013
---	--	---	--

**ADVANCES FOR GAS PRIOR TO INITIAL DELIVERIES OR COMMISSION CERTIFICATION
(Accounts 124, 166, and 167)**

1. Report below the information called for concerning all advances for gas, as defined in the text of Account 166, Advances for Gas Exploration, Development and Production, and 167, Other Advances for Gas, whether reported in Accounts 166, 167, or reclassified to account 124, Other investments. List Account 124 items first.

2. In column (a), give the date the advance was made, the payee (designate associated companies with an asterisk) a brief statement of the purpose, (exploration, development, production, general loan, etc.) and the estimated date of repayment. Do not use the term indefinite in reporting

estimated date of repayment. If advances are made to a payee in connection with different projects with different arrangements for repayments, use separate lines for reporting; otherwise all advances may be grouped by payee, subject to the requirements of instruction 3 below.

3. If the beginning balance shown in column (c) does not agree with the prior year's ending balance, column (g), provide a detailed explanation in a footnote. Show all Advances made during the year in column (d) and all repayments of other credits in column (e). Report amounts shown in column (e) separately by account, as reported in column (f).

Line No.	Date of Advance, Payee, Purpose and Estimated Date of Repayment (a)	Account Number (124, 166 or 167) (b)	Balance at Beginning of Year (c)	Advances During Year (d)	Repayments or Other Credits During Year (e)	Accounts Charged (f)	Balance at End of Year (g)
1							
2							
3							
4							
5							
6							
7							
8			NOT APPLICABLE				
9							
10							
11							
12							
13							
14							
15							
16							
17							
18							
19							
20							
21							
22							
23							
24							
25							
26							
27							
28							
29							
30							
31							
32							
33							
34							
35							
36							
37							
38							
39							

NAME OF RESPONDENT New Jersey Natural Gas Company	This Report is: <input checked="" type="checkbox"/> An Original <input type="checkbox"/> A Resubmission	Date of Report <i>March 31, 2013</i>	Year Ending Dec. 31, 2013
---	---	---	------------------------------

PREPAYMENTS (ACCOUNT 165)

1. Report below the particulars (details) on each prepayment.

Line No.	NATURE OF PREPAYMENT	Balance at End of Year (in dollars) (b)
1	Prepaid Insurance Auto, EDP, General Liability, Property, Health	\$ 2,973,185
2	Prepaid Rents Computer Leases	974,234
3	Commerical Paper (\$12,877);Prepaid Commitment Fees (\$484,184)	497,061
4	Miscellaneous Prepayments; Association Dues; Postage; Meter Leasing , Auto Lease	795,584
5		
6	TOTAL	\$ 5,240,064

Line No.	Description of Extraordinary Loss (Include the date of loss, the date of Commission Authorization to use account 182.1 and period of amortization ((mo, yr, to mo, yr) Add rows as necessary to report all data.	Balance at the Beginning of Year	Total Amount of Loss	Losses Recognized During Year	WRITTEN OFF DURING YEAR		Balance at End of Year
					Account Charged (e)	Amount (f)	
	(a)	(b)	(c)	(d)	(e)	(f)	(g)
7							
8							
9							
10							
11							
12							
13							
14							
15	TOTAL						

UNRECOVERED PLANT AND REGULATORY STUDY COSTS (ACCOUNT 182.2)

Line No.	Description of Unrecovered Plant and regulatory Study Costs (Include in the description of costs, the date of commission authorization to use Account 182.2 and period of amortization (mo, yr to mo, yr) Add rows as necessary to report all data. Number rows in sequence beginning with the next row after the last row number used for extraordinary property losses.	Balance at Beginning of Year	Total Amount of Charges	Costs Recognized During Year	WRITTEN OFF DURING YEAR		Balance at End of Year
					Account Charged (e)	Amount (f)	
		(b)	(c)	(d)	(e)	(f)	(g)
16							
17							
18							
19							
20							
21							
22							
23							
24							
25							
26	TOTAL						

Name of Respondent New Jersey Natural Gas Company	This Report is: (1) <input checked="" type="checkbox"/> An Original (2) <input type="checkbox"/> A Resubmission	Date of Report March 31, 2014	Year of Report Dec 31, 2013
--	---	----------------------------------	--------------------------------

PRELIMINARY SURVEY AND INVESTIGATION CHARGES (Account 183)

1. Report below particulars (details) concerning the cost of plans, surveys, and investigations made for the purpose of determining the feasibility of projects under contemplation.
2. For gas companies, report separately amounts included in Account 183.1, *Preliminary Natural Gas Survey* and investigation Charges, and Account 183.2, *Other Preliminary Survey and Investigation Charges*.
3. Minor items (less than \$250,000) may be grouped by classes.

Line No.	Description and Purpose of Project (a)	Balance at Beginning of Year (b)	Debits (c)	CREDITS		Balance at End of Year (f)
				Account Charged (d)	Amount (e)	
1						
2						
3						
4						
5						
6						
7						
8		NOT APPLICABLE				
9						
10						
11						
12						
13						
14						
15						
16						
17						
18						
19						
20						
21						
22						
23						
24						
25						
26						
27						
28						
29						
30						
31						
32						
33						
34						
35						
36						
37						
38						
39						
40						
41						
42						
43						
44	TOTAL					

NAME OF RESPONDENT New Jersey Natural Gas Company	This Report is: x <input type="checkbox"/> An Original <input type="checkbox"/> A Resubmission	Date of Report March 31, 2014	Year Ending Dec. 31, 2013
---	---	---	-------------------------------------

OTHER REGULATORY ASSETS (ACCOUNT 182.3)

- | | |
|---|---|
| 1. Report below the details called for concerning other regulatory assets which are created through the ratemaking actions of regulatory agencies (and not includable in other accounts).
2. For regulatory assets being amortized, show period or amortization in column (a). | 3. Minor items (5% of the Balance at End of Year for Account 182 3 or amounts less than \$250,000, whichever is less) may be grouped by classes.
4. Report separately any "Deferred Regulatory Commission Expenses" that are also reported on pages 350-351, Regulatory Commission Expenses. |
|---|---|

Line No.	Description and Purpose of Other Regulatory Assets (a)	Balance at Beginning of Year (b)	Debits (c)	WRITTEN OFF DURING YEAR		Balance at End of Year (f)
				Account Charged (d)	Amount (e)	
1	Rate Case Expenditures	\$ 120,472	\$ -		\$ 120,472	\$ -
2	Management Audit Expenditures	247,183	630,400		103,668	773,915
3	Clean Energy Program (a)	13,620,784	-	908	811,622	12,809,162
4	Post Retirement Benefits	232,542	-	926	232,542	-
5	Remediation Expenditures	56,334,188	5,274,515	735	19,846,780	41,761,923
6	Projected Remediation Expenditures (b)	182,000,000	1,600,000		-	183,600,000
7	Transp Education/Implementation	-	-	905	-	-
8	State Consumer Education	-	-	903	-	-
9	Universal Service Fund	1,110,286	-	905	1,134,946	(24,660)
10	Lifeline	(395,427)	-	905	197,998	(593,425)
11	Conservation Program	5,438,460	15,659,492	905	14,542,404	6,555,548
12	Sandy Storm Deferral Costs	14,109,850	759,754			14,869,604
	Deferred Depreciation	-	144,863		-	144,863
13	FAS 158 - Pension/OPEB	139,865,130	-		40,142,973	99,722,157
14	Pipeline Integrity Deferred Costs	2,410,126	779,947		-	3,190,073
15	Energy Efficient Program	28,761,882	25,847,913		3,499,149	51,110,646
16	CIP - Current Year	7,092,910	-		4,672,061	2,420,849
17	WNC, CIP - Prior Year	20,812,531	-		8,153,790	12,658,741
18						
19						
20						
21						
22	(a) Amortization pursuant to Clean Energy factor described on page 108d.					
23						
24						
25	(b) This amount refers to total future estimated expenditures to remediate and monitor three MGP sites.					
26	This amount also appears as a regulatory liability on page 278.					
27						
28						
29						
30						
31						
32						
33						
34						
35						
36						
37						
38						
39						
40	TOTAL	\$ 471,760,917	\$ 50,696,884		\$ 93,458,405	\$ 428,999,396

NAME OF RESPONDENT New Jersey Natural Gas Company		This Report is: <input checked="" type="checkbox"/> An Original <input type="checkbox"/> A Resubmission		Date of Report March 31, 2014	Year Ending Dec. 31, 2013	
MISCELLANEOUS DEFERRED DEBITS (ACCOUNT 186)						
1. Report below the details called for concerning miscellaneous deferred debits.		2. For any deferred debit being amortized, show period of amortization in column (a)				
		3. Minor items (less than \$250,000) may be grouped by classes.				
Line No.	Description of Miscellaneous Deferred Debits (a)	Balance at Beginning of Year (b)	Debits (c)	CREDITS		Balance at End of Year (f)
				Account charged (d)	Amount (e)	
1						
2	Cash Surrender Value - Supplementary Life Ins	\$ 936,925	\$ 63,405	182	-	1,000,330
3	Miscellaneous & Billing Work in Progress	172,072	8,638,383		-	8,810,455
4	Pension Asset	-	9,525,734		-	9,525,734
5						
6						
7						
8						
9						
10						
11						
12						
13						
14						
15						
16						
17						
18						
19						
20						
21						
22						
23						
24						
25						
26						
27						
28						
29						
30						
31						
32						
33						
34						
35						
36						
37						
38						
39						
40	TOTAL	\$ 1,108,997				\$ 19,336,519

Blank Page
[Next page is 234]

NAME OF RESPONDENT New Jersey Natural Gas Company	This Report is: <input checked="" type="checkbox"/> An Original <input type="checkbox"/> A Resubmission	Date of Report <i>March 31, 2014</i>	Year Ending Dec. 31, 2013
--	---	---	------------------------------

ACCUMULATED DEFERRED INCOME TAXES (ACCOUNT 190)

1. Report the information called for below concerning the respondent's accounting for deferred Income Taxes.

2. At Other (Specify), include deferrals relating to other income and deductions.
3. At lines 4 and 6, add rows as necessary to report all data. Number the additional rows in sequence 4.01, 4.02, etc. and 6.01, 6.02, etc.

Line No.	Account Subdivisions (a)	Balance at Beginning of Year (b)	CHANGES DURING THE YEAR	
			Amounts Debited to Account 410.0 (c)	Amounts Credited to Accounts 411.1 (d)
1	Account 190			
2	Electric			
3	Gas	-	-	-
4	Other (Define)			
5	TOTAL (Total of lines 2 thru 4)	-	-	-
6	Other (Specify)			
6				
6				
7	TOTAL Account 190 (Total of lines 5 thru 6.7)	-	-	-
8	Classification of TOTAL			
9	Federal Income Tax	-	-	-
10	State Income Tax			
11	Local Income Tax			

NAME OF RESPONDENT New Jersey Natural Gas Company	This Report is: <input checked="" type="checkbox"/> An Original <input type="checkbox"/> A Resubmission	Date of Report March 31, 2014	Year Ending Dec. 31, 2013
--	---	----------------------------------	------------------------------

ACCUMULATED DEFERRED INCOME TAXES (ACCOUNT 190) (Continued)

4. If more space is needed, use separate pages as required.

5. In the space provided below, identify by amount and classification, significant items for which deferred taxes are being provided. Indicate insignificant amounts listed under "Other".

CHANGES DURING YEAR		ADJUSTMENTS				Balances at End of Year	Line No.
Amounts Debited to Account 410.2	Amounts Credited to Accounts 411.2	DEBITS		CREDITS			
(e)	(f)	(g)	Amount (h)	Acct. No. ((1)i)	Amount (j)	(k)	
							1
							2
					\$ -	\$ -	3
							4
					-	-	5
							6
							6.01
							6.02
					-	-	7
							8
					\$ -	\$ -	9
							10
							11

Item 5
Significant Items

\$0

\$0

NAME OF RESPONDENT New Jersey Natural Gas Company	This Report is: <input checked="" type="checkbox"/> An Original <input type="checkbox"/> A Resubmission	Date of Report March 31, 2014	Year Ending Dec. 31, 2013
--	---	----------------------------------	------------------------------

CAPITAL STOCK (ACCOUNTS 201 AND 204)

1. Report below the details called for concerning common and preferred stock at end of year, distinguishing separate series of any general class. Show separate totals for common and preferred stock.

2. Entries in column (b) should represent the number of shares authorized by the articles of incorporation as amended to end of year.
3. Give details concerning shares of any class and series of stock authorized to be issued by a regulatory commission which have not yet been issued.

Line No.	Class and Series of Stock and Name of Stock Exchange (a)	Number of Shares Authorized by Chapter (b)	Par or stated Value Per Share (c)	Call Price at End of year (d)
1				
2	Account 201			
3	Common Stock	4,750,000	\$5.00	
4				
5				
6				
7				
8				
9				
10				
11				
12				
13				
14				
15				
16				
17				
18				
19				
20				
21				
22				
23				
24				
25				
26				
27				
28				
29				
30				
31				
32				
33				
34				
35				
36				
37				
38				
39				
40				

NAME OF RESPONDENT New Jersey Natural Gas Company	This Report is: <input checked="" type="checkbox"/> An Original <input type="checkbox"/> A Resubmission	Date of Report March 31, 2014	Year Ending Dec. 31, 2013
--	---	----------------------------------	------------------------------

CAPITAL STOCK (ACCOUNTS 201 AND 204) (Continued)

4. The identification of each class of preferred stock should show the dividend rate and whether the dividends are cumulative or noncumulative.
 5. State in a footnote if any capital stock that has been nominally issued is nominally outstanding at end of year.
 6. Give particulars (details) in column (a) of any nominally issued capital stock, reacquired stock, or stock in sinking and other funds which is pledged stating name of pledgee and purpose of pledge.

OUTSTANDING PER BALANCE SHEET (Total amount outstanding without reduction for amounts held by respondent)		HELD BY RESPONDENT				
		AS REQUIRED STOCK (Account 21.7)		IN SINKING AND OTHER FUNDS		
Shares (e)	Amount (f)	Shares (g)	Cost (h)	Shares (i)	Amount (j)	
3,214,923	\$ 16,074,615					1
						2
						3
						4
						5
						6
						7
						8
						9
						10
						11
						12
						13
						14
						15
						16
						17
						18
						19
						20
						21
						22
						23
						24
						25
						26
						27
						28
						29
						30
						31
						32
						33
						34
						35
						36
						37
						38
						39
						40

NAME OF RESPONDENT New Jersey Natural Gas Company	This Report is: <input checked="" type="checkbox"/> An Original <input type="checkbox"/> A Resubmission	Date of Report <i>March 31, 2014</i>	Year Ending Dec. 31, 2013
---	---	---	------------------------------

**CAPITAL STOCK SUBSCRIBED, CAPITAL STOCK LIABILITY FOR CONVERSION,
 PREMIUM ON CAPITAL STOCK, AND INSTALLMENTS RECEIVED ON CAPITAL STOCK
 (ACCOUNTS 202, 203, 205, 206, 207, AND 212)**

- | | |
|--|--|
| <p>1. Show for each of the above accounts the amounts applying to each class and series of capital stock.</p> <p>2. For account 202, <i>Common Stock Subscribed</i>, and Account 205, <i>Preferred Stock Subscribed</i>, show the subscription price and the balance due on each class at the end of year.</p> | <p>3. Describe in a footnote the agreement and transactions under which a conversion liability existed under Account 203, <i>Common Stock Liability for Conversion</i>, or Account 206, <i>Preferred Stock Liability for conversion</i>, at the end of year.</p> <p>4. For Premium on Account 207, <i>Capital Stock</i>, designate with an asterisk in column (b), any amounts representing the excess of consideration received over stated values of stocks without par value.</p> |
|--|--|

Line No.	Name of Account and Description of Item (a)	* (b)	Number of Shares (c)	Amount (d)
1	Account 207 - Premium on capital stock		3,214,923	\$ 11,269,176
2	Common stock par value \$5.00			
3				
4				
5	Accounts 202, 203, 205, 206 and 212			
6				
7				
8				
9				
10				
11				
12				
13				
14				
15				
16				
17				
18				
19				
20				
21				
22				
23				
24				
25				
26				
27				
28				
29				
30				
31				
32				
33				
34				
35				
36				
37				
38				
39				
40				\$ 11,269,176

NAME OF RESPONDENT New Jersey Natural Gas Company	This Report is: <input checked="" type="checkbox"/> An Original <input type="checkbox"/> A Resubmission	Date of Report <i>March 31, 2014</i>	Year Ending Dec. 31, 2013
---	---	---	------------------------------

OTHER PAID-IN CAPITAL (ACCOUNTS 208-211)

1. Report below the balance at the end of the year and the information specified below for the respective other paid-in capital accounts. Provide a subheading for each account and show a total for the account, as well as a total of all accounts for reconciliation with the balance sheet, page 112. Explain changes made in any account during the year and give the accounting entries effecting such change.

(a) *Donations Received from Stockholders (Account 208)* - State amount and briefly explain the origin and purpose of each donation.

(b) *Reduction in Par or Stated Value of Capital Stock (Account 209)* State amount and briefly explain the capital changes that gave rise to amounts reported under the caption including identification with the class and series of stock to which related.

(c) *Gain or Resale of Cancellation of Reacquired Capital Stock (Account 210)* Report balance at end of year, credits, debits, and balance at end of year with a designation of the nature of each credit and debit identified by the class and series of stock to which related.

(d) *Miscellaneous Paid-In Capital (Account 211)* - Classify amounts included in this account according to captions that, together with brief explanations, disclose the general nature of the transactions that gave rise to the reported amounts.

Line No.	Item (a)	Amount (b)
1	Account 208 - Donations received from stockholders	
2	The donations represent the flow-through of funds generated from the issuance of	
3	New Jersey Resources Corporation common stock through public sales,	
4	and other contributions.	\$ 351,753,056
5		
6		
7		
8	Accounts 209, 210 and 211	
9		
10		
11		
12		
13		
14		
15		
16		
17		
18		
19		
20		
21		
22		
23		
24		
25		
26		
27		
28		
29		
30		
31		
32		
33		
34		
35		
36		
37		
38		
39		
40		\$ 351,753,056

NAME OF RESPONDENT New Jersey Natural Gas Company	This Report is: <input checked="" type="checkbox"/> An Original <input type="checkbox"/> A Resubmission	Date of Report <i>March 31, 2014</i>	Year Ending Dec. 31, 2013
---	---	---	------------------------------

DISCOUNT ON CAPITAL STOCK (ACCOUNT 213)

- | | |
|---|--|
| 1. Report the balance at end of year of discount on capital stock for each class and series of capital stock. Use as many rows as necessary to report all data. | 2. If any changes occurred during the year in the balances with respect to any class or series of stock, attach a statement giving details of the change. State the reason for any charge-off during the year and specify the account charged. |
|---|--|

Line No.	Class and Series of Stock (a)	Balance at End of Year (b)
1	None	
2		
3		
4		
5		
6		
7		
8		
9		
10		
11		
12		
13		
14		
15	TOTAL	-

CAPITAL STOCK EXPENSE (ACCOUNT 214)

- | | |
|--|---|
| 1. Report the balance at end of year of capital stock expenses for each class and series of capital stock. Use as many rows as necessary to report all data. Number the rows in sequence starting from the last row number used for Discount on Capital Stock above. | 2. If any change occurred during the year in the balance with respect to any class or series of stock, attach a statement giving details of the change. State the reason for any charge-off of capital stock expenses, and specify the account charged. |
|--|---|

Line No.	Class and Series of Stock (a)	Balance at End of Year (b)
16	None	
17		
18		
19		
20		
21		
22		
23		
24		
25		
26		
27		
28		
29	TOTAL	-

<p style="text-align: center;">NAME OF RESPONDENT New Jersey Natural Gas Company</p>	<p style="text-align: center;">This Report is: <input checked="" type="checkbox"/> An Original <input type="checkbox"/> A Resubmission</p>	<p style="text-align: center;">Date of Report March 31, 2014</p>	<p style="text-align: center;">Year Ending Dec. 31, 2013</p>
<p>SECURITIES ISSUED OR ASSUMED & SECURITIES REFUNDED OR RETIRED DURING THE YEAR</p>			
<p>1. Furnish a supplemental statement briefly describing security financing and refinancing transactions during the year and the accounting for the securities, discounts, premiums, expenses and related gains or losses. Identify as to Commission authorization numbers and dates.</p> <p>2. Provide details showing the full accounting for the total principal amount, par value, or stated value of each class and series of security issued, assumed, retired, or refunded and the accounting for premiums, discounts, expenses, and gains or losses relating to the securities. Set forth the facts of the accounting clearly with regard to redemption premiums, unamortized discounts, expenses and gain or losses relating to securities retired or refunded including the accounting for such amounts carried in the respondent's accounts at the date of the refunding or refinancing transactions with respect to securities previously refunded or retired.</p> <p>3. Include in the identification of each class and series of security as appropriate, the interest or dividend rate, nominal date of issuance, maturity date, aggregate principal amount, par value or stated value and number of shares. Give also the issuance of redemption price and name of the principal underwriting firm through which the security transactions were consummated.</p> <p>4. Where the accounting for amounts relating to securities refunded or retired is other than that specified in General Instruction 17 of the Uniform System of Accounts, cite the Commission authorization for different accounting and state the accounting method.</p> <p>5. For securities assumed, give the name of the company for which the liability on the securities was assumed as well as details of the transactions whereby the respondent undertook to pay obligations of another company. If any unamortized discount, premiums, expenses and gains or losses were taken over onto the respondent's books, furnish details of these amounts with amounts relating to refunded securities clearly earmarked.</p>			
<p>As of September 30, 2013, NJNG's long-term debt consisted of a \$60 million, 4.77 percent unsecured senior note maturing in March 2014, \$222.8 million in secured fixed-rate debt issuances, with maturities ranging from 2018 to 2040, \$97 million in secured variable rate debt with maturities ranging from 2027 to 2041 and \$43 million in capital leases with various maturities ranging from 2014 to 2021.</p> <p>On April 15, 2013, NJNG issued \$50 million of 3.15 percent senior secured notes (3.15 percent notes) due April 15, 2028, in the private placement market pursuant to a note purchase agreement entered into on February 8, 2013. The 3.15 percent notes are secured by an equal principal amount of NJNG's First Mortgage Bonds (Series PP) issued under NJNG's Indenture, until the Release Date. The Release Date, as defined in the note purchase agreement, is the date at which the security provided by the pledge under the Mortgage Indenture would no longer be available to holders of any outstanding series of NJNG's senior secured notes and such indebtedness would become senior unsecured indebtedness. The proceeds from the 3.15 percent notes were used to refinance short-term debt and will fund capital expenditure requirements. The 3.15 percent notes are subject to required prepayments upon the occurrence of certain events and NJNG may at any time prepay all or a portion of the 3.15 percent notes at a make-whole prepayment price.</p> <p style="text-align: center;"><u>NJNG Variable-Rate Long-Term Debt</u></p> <p>In August 2011, NJNG completed a refunding of its outstanding ARS whereby the EDA issued a total of \$97 million of Natural Gas Facilities Refunding Revenue Bonds (New Jersey Natural Gas Company Project) composed of three series of bonds: the \$9.5 million principal amount Series 2011A Bonds (Non-AMT) due September 1, 2027, the \$41 million principal amount Series 2011B Bonds (AMT) due August 1, 2035 and the \$46.5 million principal amount Series 2011C Bonds (AMT) due August 1, 2041. EDA Bonds are special, limited obligations of the EDA payable solely from payments made by NJNG pursuant to a Loan Agreement between the EDA and the Company, and are secured by the pledge of \$97 million principal amount First Mortgage Bonds issued by the Company. Each series of the EDA Bonds accrues interest at a daily interest rate, subject to earlier redemption or conversion to another interest rate mode. The maximum interest rate on the EDA Bonds is 12 percent per annum. NJNG's obligations under the Loan Agreement (and its corresponding obligations under the First Mortgage Bonds) match the respective principal amounts, interest rates and maturity dates of the EDA Bonds. The weighted average interest rate as of September 30, 2013, on the EDA Bonds was .09 percent. The interest rate on the EDA Bonds may vary based upon market conditions. Sudden increases in the interest rate could cause a change in interest expense and cash flow for NJNG in the future.</p> <p>The EDA Bonds are VRDNs, which are sold to investors on a daily basis with the interest rate set by the remarketing agent. If the remarketing agent is unable to sell the VRDNs to an investor on a given day, NJNG would be required to repurchase the EDA Bonds. Concurrently with the issuance of the EDA Bonds, and in order to provide NJNG additional liquidity for its obligations under the Loan Agreement, NJNG entered into the JPMC Facility, which is discussed further in the <i>NJNG Short-Term Debt</i> section below. Costs associated with the issuance of the VRDNs, as well as remaining unamortized debt costs associated with the ARS, will be amortized over the life of the VRDN in accordance with ASC 980, <i>Regulated Operations</i>.</p> <p>In October 2012, the BPU approved a petition filed by NJNG requesting authorization over a three-year period to issue medium-term debt with a maturity of not more than 30 years, renew its revolving credit facility expiring August 2014, renew the JPMC Facility, enter into interest rate risk management transactions and increase the size of its meter leasing program on a permanent basis.</p> <p style="text-align: center;"><u>Short-Term Debt</u></p> <p>NJNG satisfies its debt needs by issuing short- and long-term debt based upon its financial profile. The seasonal nature of NJNG's operations creates large short-term cash requirements, primarily to finance natural gas purchases and customer accounts receivable. NJNG obtains working capital for these requirements, and for the temporary financing of construction and MGP remediation expenditures and energy tax payments, through the issuance of commercial paper and short-term bank loans.</p> <p>NJNG entered into a \$100 million, four-year credit facility with JPMorgan Chase Bank, N.A., in August 2011 that expires August 31, 2015. The JPMC Facility is available to the Company to provide liquidity support in the event of a failed remarketing of the EDA Bonds and to ensure payment of principal and interest. Borrowings under the JPMC Facility bear interest, at the Company's option at (i) a rate per annum equal to the greater of (A) JPMorgan Chase Bank, N.A.'s prime rate, (B) the Federal Funds Open Rate, as quoted on stated electronic sources that display such rate, plus .50 percent, and (C) the Daily LIBOR Rate (as defined in the agreement) plus 1.00 percent, plus in the case of (A), (B), and (C), an applicable margin of up to .75 percent, depending upon the credit rating of NJNG from S&P and Moody's, or a successor nationally recognized statistical rating agency (Credit Rating), or (ii) a rate per annum equal to the Daily LIBOR Rate plus an applicable margin of 1 percent to 1.75 percent, depending on the Credit Rating. The commitment fee for the JPMC Facility may range from .075 percent to .20 percent, depending upon the Credit Rating. As of September 30, 2013, the commitment fee was .10 percent, the applicable margin for loans described in (i) above was .25 percent and the applicable margin for loans described in (ii) above was 1.25 percent.</p> <p>NJNG has a \$250 million unsecured committed credit facility expiring August 2014. The NJNG Credit Facility permits the borrowing of revolving loans and swing loans, as well as the issuance of letters of credit. It also permits an increase to the facility, from time to time, with the existing or new lenders, in a minimum of \$15 million increments up to a maximum of \$50 million at the lending banks' discretion. The commitment fee for the NJNG Credit Facility may range from .125 percent to .225 percent, depending upon NJNG's credit rating. As of September 30, 2013, the commitment fee was .125 percent. Depending on borrowing levels and credit ratings, NJNG's interest rate can either be, at its discretion, based upon Prime Rate, the Federal Funds Open Rate plus .5 percent or the Daily LIBOR Rate plus 1 percent, in each case, plus an applicable margin and facility fee. In addition, borrowings under NJNG's credit facility are conditioned upon compliance with a maximum leverage ratio (consolidated total indebtedness to consolidated total capitalization as defined in the NJNG Credit Facility) of not more than .65 to 1.00 at any time. As of September 30, 2013, the consolidated total indebtedness to total capitalization ratio was 46 percent and the applicable margin for loans described above was zero. During fiscal 2013, NJNG's weighted average interest rate under the NJNG Credit Facility was .16 percent, resulting in interest expense of \$218,000. Based on average borrowings under the facility of \$130 million during the period, a 100 basis point change in the underlying average interest rate would have caused a change in interest expense of approximately \$1.3 million during fiscal 2013.</p> <p>As of September 30, 2013, NJNG has one letter of credit outstanding for \$266,000. This letter of credit reduces the amount available under NJNG's committed credit facility by the same amount. NJNG does not anticipate that this letter of credit will be drawn upon by the counterparties. This letter of credit is used for collateral for a soil remediation system and expires on August 11, 2014.</p>			

NAME OF RESPONDENT New Jersey Natural Gas Company	This Report is: <input checked="" type="checkbox"/> An Original <input type="checkbox"/> A Resubmission	Date of Report <i>March 31, 2014</i>	Year Ending Dec. 31, 2013
---	---	---	------------------------------

LONG -TERM DEBT (ACCOUNTS 221, 222, 223 AND 224)

1. Report by Balance Sheet Account the details concerning long-term debt included in Account 221, Bonds, 222, Reacquired Bonds, 223, Advances from Associated Companies, and 224, Other Long-Term Debt.

2. For bonds assumed by the respondent, include in column (a) the name of the issuing company as well as a description of the bonds.

3. For Advances from Associated Companies, report separately advances on notes and advances on open accounts. Designate demand notes as such. Include in column (a) names of associated companies from which advances were received.

4. For receivers' certificates, show in column (a) the name of the court and date of court order under which such certificates were issued.

Line No.	Class and Series of Obligation and Name of Stock Exchange (a)	Nominal Date of Issue (b)	Date of Maturity	Outstanding (Total amount outstanding without reduction for amounts held by respondent) (d)
1	<u>First Mortgage Bonds:</u>			
2	Series HH Docket GF03030223	12/01/03	12/01/38	12,000,000
3	Series II Docket GF05060544	10/01/05	08/01/23	10,300,000
4	Series JJ Docket GF05060544	10/01/05	08/01/24	10,500,000
5	Series KK Docket GF05060544	10/01/05	10/01/40	15,000,000
6	Series LL Docket GF07050343	05/15/2008	05/15/18	125,000,000
7	Series MM Docket GF09080702	09/01/11	09/01/27	9,545,000
8	Series NN Docket GF09080702	08/01/11	08/01/35	41,000,000
9	Series OO Docket GF09080702	08/01/11	08/01/41	46,500,000
10	Series PP Docket GF12060491	04/15/13	04/15/28	50,000,000
11	Private Placement Docket GF03030223	03/15/04	03/15/14	60,000,000
12	Interest on capital meter lease			
13				
14				
15				
16				
17				
18				
19				
20				
21				
22				
23				
24				
25				
26				
27				
28				
29				
30				\$ 379,845,000

NAME OF RESPONDENT New Jersey Natural Gas Company	This Report is: <input checked="" type="checkbox"/> An Original <input type="checkbox"/> A Resubmission	Date of Report March 31, 2014	Year Ending Dec. 31, 2013
---	---	----------------------------------	------------------------------

LONG -TERM DEBT (ACCOUNTS 22, 222, 223 AND 224) (Continued)

5. In a supplemental statement, give explanatory details for Accounts 223 and 224 of net changes during the year. With respect to long-term advances, show for each company: (a) principal advanced during year (b) interest added to principal amount, and (c) principal repaid during year. Give Commission authorization numbers and dates.

6. If the respondent has pledged any of its long-term debt securities, give particulars (details) in a footnote, including name of the pledgee and purpose of the pledge.

7. If the respondent has any long-term securities that have been nominally issued and are nominally outstanding at end of year, describe such securities in a footnote.

8. If interest expense was incurred during the year on any obligations retired or reacquired before end of year, include such interest expense in column (f). Explain in a footnote any difference between the total of column (f) and the total Account 427 Interest on Long-Term Debt and Account 430. Interest on Debt to Associated Companies.

9. Give details concerning any long-term debt authorized by a regulatory commission but not yet issued.

INTEREST FOR YEAR		HELD BY RESPONDENT			Redemption Price Per \$100 at End of Year	Line No.
Rate (in %)	Amount	Reacquired Bonds (Account 222)	Sinking and Other Funds			
(e)	(f)	(g)	(h)	(i)		
Series HH	5.000%	600,000	-	-	(1)	1
Series II	4.500%	463,500	-	-	(1)	2
Series JJ	4.600%	483,000	-	-	(1)	3
Series KK	4.900%	732,000	-	-	(1)	4
Series LL	5.600%	6,999,996	-	-	(1)	5
Series MM	Variable	8,427	-	-	(1)	6
Series NN	Variable	44,750	-	-	(1)	7
Series OO	Variable	50,754	-	-	(1)	8
Series PP	3.150%	1,121,917	-	-	(1)	9
		2,862,001	-	-	(1)	10
		1,237,928	-	-	(1)	11
(1) Redemption provision not yet in effect.						12
						13
						14
						15
						16
						17
						18
						19
						20
						21
						22
						23
						24
						25
						26
						27
						28
						29
		\$ 14,604,273	\$ -	\$ -		30

NAME OF RESPONDENT New Jersey Natural Gas Company	This Report is: <input checked="" type="checkbox"/> An Original <input type="checkbox"/> A Resubmission	Date of Report March 31, 2014	Year Ending Dec. 31, 2013
---	---	----------------------------------	------------------------------

UNAMORTIZED DEBT EXPENSE, PREMIUM AND DISCOUNT ON LONG-TERM DEBT (ACCOUNTS 181, 225,226)

- | | |
|---|---|
| 1. Report under separate subheadings for Unamortized Debt Expense, Unamortized Premium on Long-Term Debt and Unamortized Discount on Long-Term Debt, details of expense, premium or discount applicable to each class and series of long-term debt. | 2. Show premium amounts by enclosing the figures in parentheses.
3. In column (b) show the principal amount of bonds or other long term debt originally issued.
4. In column (c) show the expense, premium or discount with respect to the amount at bonds or other long-term debt originally issued. |
|---|---|

Line No.	Designation of Long-Term Debt (a)	Principal Amount of Debt Issued (b)	Total Expense Premium or discount (1) (c)	AMORTIZATION PERIOD	
				Date From (d)	Date To (e)
1	First Mortgage Bonds:				
2	Series HH	12,000,000	813,334	01/01/04	12/31/2038
3	Series II	10,300,000	212,812	10/1/2005	8/1/2023
4	Series JJ	10,500,000	216,867	10/1/2005	8/1/2024
5	Series KK	15,000,000	377,982	10/1/2005	10/1/2040
6	Series LL	125,000,000	621,398	5/15/2008	5/15/2018
7	Series MM	9,545,000	822,903	9/1/2011	9/1/2027
8	Series NN	41,000,000	3,551,918	8/1/2011	8/1/1935
9	Series OO	46,500,000	4,022,148	8/1/2011	8/1/1941
10	Series W/Y				
11	Private Placement	60,000,000	424,271	3/15/2004	3/15/2014
12	Series PP	50,000,000	485,899	4/15/2013	4/15/2028
13					
14					
15					
16					
17					
18					
19					
20					
21					
22					
23					
24					
25					
26					
27					
28					
29					
30	Notes:				
31					
32	(1) Figures include debt expense and redemption premium costs.				
33					
34					
36					
37					
38					
39					
40					

NAME OF RESPONDENT New Jersey Natural Gas Company	This Report is: <input checked="" type="checkbox"/> An Original <input type="checkbox"/> A Resubmission	Date of Report March 31, 2014	Year Ending Dec. 31, 2013
--	---	----------------------------------	------------------------------

UNAMORTIZED DEBT EXPENSE, PREMIUM AND DISCOUNT ON LONG-TERM DEBT (ACCOUNTS 181, 225,226) (Cont.)

5. Furnish in a footnote details regarding the treatment of UNAMORTIZED debt expense, premium or discount associated with issues redeemed during the year. Also, give in a footnote the date of the commission's authorization of treatment other than as specified by the Uniform System of Accounts.

6. Identify separately undisposed amounts applicable to issues which were redeemed in prior years.
7. Explain any debits and credits other than amortization debited to Account 428. Amortization of Debt Discount and Expense, of credited to Account 429, Amortization of Premium on Debt-credit.

Balances at beginning of Year (f)	Debits During Year (g)	Credits During Year (h)	Balance at End of Year (i)	Line No.
				1
791,815	-	30,454	761,361	2
115,057	-	10,304	104,754	3
324,183	-	30,392	293,791	4
785,533	-	28,223	757,310	5
318,204	-	58,745	259,459	6
379,929	-	78,137	301,792	7
2,012,383	-	29,991	1,982,392	8
2,227,084	-	86,179	2,140,905	9
347,221	-	29,551	317,671	10
53,420	-	42,736	10,684	11
25,255	460,644	22,169	463,730	12
				13
				14
				15
				16
				17
				18
				19
				20
				21
				22
				23
				24
				25
				26
				27
				28
				29
\$ 7,380,086	\$ 460,644	\$ 446,881	7,393,848	30
				31
				32
Reconciliation to Amortization Expense:				33
				34
				36
Add: W/O EDA Reoffering/Auction		(844)		37
				38
Balance of A/C 428 on page 116		\$ 447,725		39
				40

NAME OF RESPONDENT New Jersey Natural Gas Company	This Report is: <input checked="" type="checkbox"/> An Original <input type="checkbox"/> A Resubmission	Date of Report <i>March 31, 2014</i>	Year Ending Dec. 31, 2013
--	---	---	------------------------------

UNAMORTIZED LOSS AND GAIN ON REACQUIRED DEBT (ACCOUNTS 189, 257)

- | | |
|--|---|
| 1. Report under separate subheadings for Unamortized Loss and Unamortized Gain on Reacquired Debt. details of gain and loss, including maturity date, on reacquisition applicable to each class and series of long-term debt. If gain or loss resulted from a refunding transaction, include also the maturity date is the new issue.
2. In column (c) show the principal amount of bonds or other long-term debt reacquired. | 3. In column (d) show the net loss realized on each debt reacquisition as computed in accordance with General Instruction 17 of the Uniform Systems of Accounts.
4. Show loss amounts by enclosing the figures in parenthesis
5. Explain in a footnote any debits an credits other than amortization debited to Account 428.1, <i>Amortization of Loss on reacquired Debt</i> , or credited to Account 429.1, <i>Amortization of Gain on Reacquired Debt-Credit</i> . |
|--|---|

Line No.	Designation of Long-Term Debt (a)	Date Reacquired (b)	Principal of Debt Reacquired (c)	Net Gain or Net Loss (d)	Balance at Beginning of Year (e)	Balance at End of Year (f)
1	Account 257				\$ -	\$ -
2						
3						
4						
5						
6						
7						
8						
9						
10						
11						
12						
13						
14						
15						
16						
17						
18						
19						
20						
21						
22						
23						
24						
25						
26						
27						
28						
29						
30						
31						
32						
33						
34						
35						
36						
37						
38						
39						
40						

NONE

NAME OF RESPONDENT New Jersey Natural Gas Company	This Report is: <input checked="" type="checkbox"/> An Original <input type="checkbox"/> A Resubmission	Date of Report <i>March 31, 2014</i>	Year Ending Dec. 31, 2013
--	---	---	------------------------------

RECONCILIATION OF REPORTED NET INCOME WITH TAXABLE INCOME FOR FEDERAL INCOME TAXES

1. Report the reconciliation of reported net income for the year with taxable income used in computing Federal Income Tax accruals and show computation of such tax accruals. Include in the reconciliation, as far as practicable, the same detail as furnished on Schedule M-1 of the tax return for the year. Submit a reconciliation even through there is no taxable income for the year. Indicate clearly the nature of such amount.

2. If the utility is a member of a group that files consolidated Federal tax return, reconcile reported net income with taxable net income as if a separate return were to be filed, indicating, however, intercompany amounts to be eliminated in such a consolidated return. State names of group members, tax assigned to each group member, and basis of allocation, assignments, or sharing of the consolidated tax among the group members.

Line No.	DETAILS (a)	Amount (D)
1		
2	Net Income for the year (Page 116)	
3	Reconciling Items for the Year	
4		
5	Taxable Income Not Reported on Books	
6		
7		
8		
9	See pages 261A 261 B	
10		
11		
12		
13		
14	Income recorded on Books not Included on Return	
15		
16		
17		
18		
19	Deductions on Return not Charged Against Book Income	
20		
21		
22		
23		
24		
25		
26		
27	Federal Tax Net Income	
28	Show Computation of Tax	
29		
30		
31		
32		
33		
34		
35		

NAME OF RESPONDENT New Jersey Natural Gas Company	This Report is: <input checked="" type="checkbox"/> An Original <input type="checkbox"/> A Resubmission	Date of Report <i>March 31, 2014</i>	Year of Report Dec. 31, 2013
---	---	---	---------------------------------

1 NET INCOME FOR THE YEAR (PAGE 116a) \$ 75,992,629

2 RECONCILING ITEMS FOR THE YEAR

3 FEDERAL INCOME TAXES AS PROVIDED 31,552,224

107,544,853

4 TAXABLE INCOME NOT REPORTED ON BOOKS:

-
-

9 DEDUCTIONS REPORTED ON BOOKS NOT DEDUCTED FOR RETURN:

Property Items	912,000
Meals & Entertainment	120,000
Medicare Modernization Act	27,000
Bad Debt	621,000
Coal Gas Adjustments	12,777,000
Incentive Comp	576,000
Inventory Reserves	3,300
OPEB	1,365,000
Operating Vehicle Reserve	94,000
Pension Equalization Plan	66,000
Pension	5,449,000
Sick Pay	113,000
Supplemental retirement	10,000
Under Recovered Gas Costs	6,100,000
Vacation	258,000
Conservation Incentive Plan	8,928,000
State Tax Deduction per books (Curr & Def)	2,635,919
State Tax Deduction per Tax	434,915

40,490,134

BALANCE CARRIED FORWARD

148,034,987

NAME OF RESPONDENT
New Jersey Natural Gas Company

This Report is:
 An Original
 A Resubmission

Date of Report
March 31, 2014

Year of Report
Dec. 31, 2013

BALANCE BROUGHT FORWARD 148,034,987

14 INCOME REPORTED ON BOOKS NOT INCLUDED IN RETURN:

AFUDC Equity 1,877,000
CSV Executive Life 63,000

1,940,000

19 DEDUCTIONS ON RETURN NOT CHARGED AGAINST BOOK INCOME:

401K / ESOP Dividend 1,544,000
Property Items 85,534,734
Blue Cross/Blue Shield 554,000
Conservation programs 3,722,000
Forms Inventory 2,300
Prepaid Computer Leases 245,000
Superstorm Sandy Costs 14,822,000
Stock Options 127,000

27 FEDERAL TAX NET INCOME 106,551,034

28 COMPUTATION OF TAX: 39,543,953

TAX AT 35%

13,840,383

INVESTMENT TAX CREDIT (321,708)
RESTRUCTURE OF 401K/ESOP -

(321,708)

CURRENT TAX PROVISION (PAGE 114) \$ 13,518,675

Income Taxes - Federal (409.1) - Line 15, Page 114 13,130,323

Income Taxes - Federal (409.2) - Line 53, Page 116 710,065 (a)

(a) Investment Tax Credit (411.4) - Line 19, Page 114 (321,708)
Current Tax Provision \$ 13,518,680

NAME OF RESPONDENT New Jersey Natural Gas Company	This Report is: <input checked="" type="checkbox"/> An Original <input type="checkbox"/> A Resubmission	Date of Report March 31, 2014	Year Ending Dec. 31, 2013
--	---	----------------------------------	------------------------------

TAXES ACCRUED, PREPAID AND CHARGED DURING YEAR

1. Give details of the combined prepaid and accrued tax accounts and show the total taxes charged to operations and other accounts during the year. Do not include gasoline and other sales taxes which have been charged to the accounts to which the taxed material was charged. If the actual or estimated amounts of such taxes are known, show the amounts in a footnote and designate whether estimated or actual amounts.

2. Include on this page, taxes paid during the year and charged directly to final accounts, (not charged to prepaid or accrued taxes). Enter the amounts in both column (d) and (e). The balancing of this

page is not affected by the inclusion of these taxes.

3. Include in column (d) taxes charged during the year, taxes charged to operations and other accounts through (a) accruals credited to taxes accrued, (b) amounts credited to the portion of prepaid taxes charged to current year and (c) taxes paid and charged direct to operations or accounts other than accrued and prepaid tax accounts.

4. List the aggregate of each kind of tax in such manner that the total tax for each State and subdivision can readily be ascertained.

Line No.	Kind of Tax (See instruction 5) (a)	BALANCE AT BEGINNING OF YEAR	
		Taxes Accrued (b)	Prepaid Taxes (c)
1	Federal Income Tax - current year (26310)	\$ 17,095,066	
2	Federal Income Tax - prior year (26320)	(4,676,804)	
3	Old Age Benefits (FICA) (26430)	839	
4	Federal Unemployment Tax (FUI) (26440)	2,026	
5	State Unemployment Tax (SUI) (26450)	(12,565)	
6	Sales and Use Tax (26460)	46,859.01	
7	TEFA Tax Payable (26415)	677,156	
8	N.J. C.B.T. Tax - Current (26425)	(1,753,981)	
9	N.J. Sales Tax - Revenue (26465)	(2,340,475)	
10	FIN 48 - Current (26330)	-	
11	Environmental Tax (West Virginia) (26421)	-	
12			
13			
14			
15	TOTAL	\$ 9,038,121	\$ -

DISTRIBUTION OF TAXES CHARGED (Show utility department where applicable and account charged)

Line No.	Electric (Account 408.1, 409.1)	Gas (Account 408.1, 409.1)	Other Utility Department (Account 408.1, 409.1)	Other Income and Deductions (Account 408.1, 409.2)
	(i)	(j)	(k)	(l)
1	Federal Income Tax	\$ 13,130,323	\$ -	\$ 710,065
2	Old Age Benefits (FICA)	3,904,226		
3	Federal Unemployment Tax (FUI)	19,847		
4	State Unemployment Tax (SUI)	378,522		
5	Miscellaneous State Taxes	15,539		
6	Sales and Use Tax	228,133		
7	Tax Credit Transfer	(962,499)		
8	Real Estate Tax	573,867		
9	TEFA Tax	4,529,686		
10	Excise Tax	46,497		
11	N.J. Sales Tax Expense - Revenue	43,884,462		
12	N.J. Corporate Business Tax	3,126,055		\$ 176,960
13	FIN 48 - Current			
14				
15	TOTAL	\$ 68,874,658	\$ -	\$ 887,025

NAME OF RESPONDENT New Jersey Natural Gas Company	This Report is: <input checked="" type="checkbox"/> An Original <input type="checkbox"/> A Resubmission	Date of Report March 31, 2014	Year Ending Dec. 31, 2013
---	---	----------------------------------	------------------------------

TAXES ACCRUED, PREPAID AND CHARGED DURING YEAR (Continued)

5. If any tax (exclude Federal and State income taxes) covers more than one year, show the required information separately for each tax year, identifying the year in column (a).
6. Enter all adjustments of the accrued and prepaid, tax account in column (f) and explain each adjustment in a footnote. Designate debit adjustments by parentheses.
7. Do not include on this page entries with respect to deferred income taxes or taxes collected through payroll deductions or otherwise pending transmittal of such taxes to the taxing authority.
8. Show in columns (i) thru (p) how the tax accounts were distributed. Show both the utility department and number of account charged. For taxes charged to utility plant, show the number of the appropriate balance sheet plant account or subaccount.
9. For any tax apportioned to more than one utility department or account, state in a footnote the basis (necessity) of apportioning such tax.
10. Item under \$250,000 may be grouped.

Taxes Charged During Year (d)	Taxes Paid During Year (e)	Adjustments * (f)	BALANCE AT END OF YEAR		
			Tax Accrued (Account 236) (g)	Prepaid Taxes (Included in Acct. 165) (h)	Line No.
\$ 13,130,323	\$ 24,894,849	\$ 6,784,744	12,115,283.16	26310	1
-	-	4,676,804	-	26320	2
3,904,226	6,434,243	2,578,514	49,335.55	26430	3
19,847	57,018	35,386	240.89	26440.03188	4
378,522	572,365	182,027	(24,380.44)	26450	5
266,097	294,985	(19)	17,951.77	26460.NJ	6
4,529,686	3,169,888	(0)	2,036,953.93	26415	7
3,303,015	3,912,942	(2,375,258)	(4,739,166.39)	26425	8
43,884,462	45,987,187	(3,436)	(4,446,638.15)	26465	9
-	-	-	-	26330	10
72,900	-	-	72,900.00	26421	11
					12
					13
					14
\$ 69,489,078	\$ 85,323,477	\$ 11,878,761	\$ 5,082,480		15

DISTRIBUTION OF TAXES CHARGED (Show utility department where applicable and account charged)

Extraordinary Items (Account 409.3) (m)	Other Utility Opn. Income (Account 408.1, 409.1) (n)	Adjustment to Ret. Earnings (Account 439) (o)	Other (p)	Line No.
				1
				2
				3
				4
				5
				6
				7
				8
				9
				10
				11
				12
				13
				14

* Federal Income Tax Adjustments are comprised of the net of a reclassification between current and prior year tax reserve. Remaining adjustments relate to intercompany cost allocations and timing differences.

Name of Respondent New Jersey Natural Gas Company	This Report is: (1) <input checked="" type="checkbox"/> An Original (2) <input type="checkbox"/> A Resubmission	Date of Report March 31, 2014	Year of Report Dec. 31, 2013
--	--	---	--

INVESTMENT TAX CREDITS GENERATED AND UTILIZED

1. Prepare this page regardless of the method of accounting adopted for the investment tax credits. By footnote state the method of accounting adopted, and whether the company has consented or is required by another Commission to pass the tax credits on to customers.

2. As Indicated in column (a), show each year's activities from 1962 through the year covered by this report, identifying the data by the indicated percentages.

3. Report in columns (b) and (e) the amount of investment tax credits generated from properties acquired for use in utility operations. Report in columns (c) and (f) the amount of such generated credits utilized in computing the annual income taxes. Also explain by footnote any adjustments to

columns (b) through (f) such as corrections, etc., or carry back of unused credits. Such adjustments should be carried back or forward to the applicable years.

4. Report in column (d), the weighted-average useful life of all properties used in computing the investment tax credits in column (b). Also, show in this column for the year 1971 and thereafter, the option exercised [(1) rate base treatment, (2) ratable flow through, or (3) flow through] for rate purposes in accordance with section 46 (f) of the Internal Revenue Code.

5. Show by footnote (page 551, Footnotes) any unused credits available at end of each year for carrying forward as a reduction of taxes in subsequent years.

Line No.	Year (a)	Gas			Other Departments or Operations	
		Generated (b)	Utilized (c)	Weighted Average Life of Property (d)	Generated (e)	Utilized (f)
1	1962-78					
2	3%					
3	4%					
4	7%					
5	10%					
6	11%					
7						
8	1979					
9	3%					
10	4%					
11	7%					
12	10%					
13	11%					
14						
15	1980					
16	3%					
17	4%					
18	7%					
19	10%					
20	11%					
21						
22						
23	1981					
24	3%					
25	4%					
26	6%					
27	7%					
28	10%					
29	11%					
30						
31						
32	1982					
33	3%					
34	4%					
35	6%					
36	7%					
37	10%					
38	11%					
39						
40						

NOT APPLICABLE

NAME OF RESPONDENT New Jersey Natural Gas Company	This Report is: (1) <input checked="" type="checkbox"/> An Original <input type="checkbox"/> A Resubmission	Date of Report March 31, 2014	Year of Report Dec. 31, 2013
--	---	----------------------------------	---------------------------------

INVESTMENT TAX CREDITS GENERATED AND UTILIZED (Continued)

Line No.	Year (a)	Generated (b)	Utilized (c)	Weighted Average Life of Property (d)	Generated (e)	Utilized (f)
41	1,983					
42	3%					
43	4%					
44	6%					
45	7%					
46	8%					
47	10%	NOT APPLICABLE				
48	11%					
49						
50						
51	1,984					
52	3%					
53	4%					
54	6%					
55	7%					
56	8%					
57	10%					
58	11%					
59						
60						
61	1,985					
62	3%					
63	4%					
64	6%					
65	7%					
66	8%					
67	10%					
68	11%					
69						
70						
71	1,986					
72	3%					
73	4%					
74	6%					
75	7%					
76	8%					
77	11%					
78						
79	1,987					
80	10%					
81						
82	1,988					
83	10%					
84						
85	1,989					
86	10%					
87						

NAME OF RESPONDENT New Jersey Natural Gas Company	This Report is: (1) <input type="checkbox"/> x An Original (2) <input type="checkbox"/> A Resubmission	Date of Report March 31, 2014	Year of Report Dec. 31, 2013
--	--	----------------------------------	---------------------------------

PRODUCTION PROPERTIES HELD FOR FUTURE USE (Account 105.1)

Report below information applicable to Account 255.
When appropriate, segregate the balances and transactions
by utility and nonutility operations. Explain by footnote any

correction adjustments to the account balance shown in col-
umn (g). Include in column (1) the average period over which
the tax credits are amortized.

Line No.	Account Subdivisions (a)	Balance at Beginning of Year (b)	Deferred for Year		Allocation to Current Year's Income		Adjustments (g)
			Account No. (c)	Amount (d)	Account No. (e)	Amount (f)	
1	Gas Utility						
2	3%						
3	4%						
4	7%						
5	10%						
6							
7							
8	TOTAL						
9	Other (List separately and show 3%, 4%, 7%, 10% and TOTAL						
10							
11							
12							
13							
14							
15							
16							
17							
18							
19							
20							
21							
22							
23							
24							
25							
26							
27							
28							
29							
30							
31							
32							
33							
34							
35							
36							
37							
38							
39							
40							
41							
42							
43							
44							
45							
46							
47							
48							

NOT APPLICABLE

Name of Respondent New Jersey Natural Gas Company	This Report is: (1) <input checked="" type="checkbox"/> An Original (2) <input type="checkbox"/> A Resubmission	Date of Report March 31, 2014	Year of Report Dec. 31, 2013
--	--	---	--

ACCUMULATED DEFERRED INVESTMENT TAX CREDITS (Account 255) (Continued)

Balance at End Of Year (h)	Average Period Of Allocation To Income (i)	Adjustment Explanation	Line No.
		NOT APPLICABLE	1
			2
			3
			4
			5
			6
			7
			8
			9
			10
			11
			12
			13
			14
			15
			16
			17
			18
			19
			20
		21	
		22	
		23	
		24	
		25	
		26	
		27	
		28	
		29	
		30	
		31	
		32	
		33	
		34	
		35	
		36	
		37	
		38	
		39	
		40	
		41	
		42	
		43	
		44	
		45	
		46	
		47	
		48	

NAME OF RESPONDENT New Jersey Natural Gas Company	This Report is: <input checked="" type="checkbox"/> An Original <input type="checkbox"/> A Resubmission	Date of Report March 31, 2014	Year Ending Dec. 31, 2013
--	---	----------------------------------	------------------------------

MISCELLANEOUS CURRENT AND ACCRUED LIABILITIES (ACCOUNT 242)

1. Describe and report the amount of other current and accrued liabilities at the end of the year. 2. Minor items (less than \$250,000) may be grouped under appropriate title.

Line No.	Item (a)	Balance at End of Year (b)
1	Vacation Reserve	2,489,924
2	BPU Assessment	(386,164)
3	S&P Fringe Benefits	342,043
4	Commitment fees	108,908
6	Excess Pension Benefits	1,498,167
7	Clean Energy - Current	12,809,162
8	Tax Collections Payable	197,716
9	Vehicle Lease Obligation	560,583
10	Other	375,307
11		
12		
13		
14		
15		
16		
17		
18		
19		
20		
21		
22		
23		
24		
25		
26		
27		
28		
29		
30		
31		
32		
33		
34		
35		
36		
37		
38		
39		
40		
41		
42		
43		
44		
45	TOTAL	\$ 17,995,646

NAME OF RESPONDENT New Jersey Natural Gas Company	This Report is: <input checked="" type="checkbox"/> An Original <input type="checkbox"/> A Resubmission	Date of Report March 31, 2014	Year Ending Dec. 31, 2013
--	---	----------------------------------	------------------------------

OTHER DEFERRED CREDITS (ACCOUNT 253)

1. Report below the details called for concerning other deferred credits. 2. For any deferred credit being amortized, show the period of amortization.
3. Minor items (less than \$250,000) may be grouped by classes.

Line No.	Description of Other Deferred Credits (a)	Balance at Beginning of Year (b)	DEBITS		Credits (e)	Balance at End of Year (f)
			Contra Account (c)	Amount (d)		
1	Miscellaneous	(191)	131	-	174	(17)
2	OPEB Medicare Receivable	(10,598,509)	143	-	1,849,090	(8,749,419)
3	OPEB FAS106 & FAS 158 Reserve	71,391,363	131	17,434,154	-	53,957,209
4						
5						
6						
7						
8						
9						
10						
11						
12						
13						
14						
15						
16						
17						
18						
19						
20						
21						
22						
23						
24						
25						
26						
27						
28						
29						
30						
31						
32						
33						
34						
35						
36						
37						
38						
39						
40						
41						
42						
43						
44						
45	TOTAL	\$ 60,792,663		\$ 17,434,154	\$ 1,849,264	\$ 45,207,773

Name of Respondent New Jersey Natural Gas Company	This Report is: (1) <input checked="" type="checkbox"/> An Original (2) <input type="checkbox"/> A Resubmission	Date of Report March 31, 2014	Year of Report Dec. 31, 2013
--	---	----------------------------------	---------------------------------

UNDELIVERED GAS OBLIGATIONS UNDER SALES AGREEMENTS

1. Report below the information called for concerning obligations to customers under take or pay clauses of gas sale agreements. If any of the obligations are included in an account other than 253, Other *Deferred Credits*, show the account in which included and on page 266 of this report show the aggregate dollar amount with notation that details are reported on this page. Explain why

any take or pay obligations were not included in Account 253.

2. If any obligation at the beginning of year (or which arose during the year) was cancelled, forfeited by the customer, or applied to another purpose, state in a footnote gas volume and dollar amount, period when such obligation arose, accounting entries, and give a concise explanation

Line No.	Name of Customer (Designate associated companies with an asterisk) (a)	Respond-ent's FERC Rate Schedule No. (b)	BALANCE AT BEGINNING OF YEAR	
			Mcf (14.73 psia at 60 °F) (c)	Amount (d)
1	NOT APPLICABLE			
2				
3				
4				
5				
6				
7				
8				
9				
10				
11				
12				
13				
14				
15				
16				
17				
18				
19				
20				
21				
22				
23				
24				
25				
26				
27				
28				
29				
30				
31				
32				
33				
34				
35				
36				
37				
38				
39				
40				
41				
42				
43				
44				
45				
46	TOTAL			

Name of Respondent New Jersey Natural Gas Company	This Report is:	Date of Report	Year of Report
	(1) <input checked="" type="checkbox"/> An Original (2) <input type="checkbox"/> A Resubmission	March 31, 2014	Dec. 31, 2013

UNDELIVERED GAS OBLIGATIONS UNDER SALES AGREEMENTS (Continued)

of circumstances causing forfeiture or other disposition of the take or pay obligation.

3. If for any reason a take or pay situation is in controversy, list the amount of those prepayment claims which have not been paid, together with footnote notation that the amount is in controversy (and any explanation the respondent chooses to make).

4. If any delivery obligation was determined other than by reference to amounts per Mcf or demand-commodity factors, furnish a concise explanation of basis of computation in a footnote.

BALANCE AT END OF YEAR		UNDELIVERED GAS FOR CURRENT YEAR			Make-Up Period Expiration Date	Line No.
Mcf (14.73 psia at 60°F) (e)	Amount (f)	Cents Per Mcf (g)	Mcf (14.73 psia at 60°F) (h)	Percent of Year's Required Delivery (i)		
			NOT APPLICABLE			1
						2
						3
						4
						5
						6
						7
						8
						9
						10
						11
						12
						13
						14
						15
						16
						17
						18
						19
						20
						21
						22
						23
						24
						25
						26
						27
						28
						29
						30
						31
						32
						33
						34
						35
						35
						36
						37
						38
						39
						40
						41
						42
						43
						44
						45
						46

Name of Respondent New Jersey Natural Gas Company	This Report is: (1) <input checked="" type="checkbox"/> An Original (2) <input type="checkbox"/> A Resubmission	Date of Report March 31, 2014	Year of Report Dec. 31, 2013
--	--	---	--

ACCUMULATED DEFERRED INCOME TAXES – ACCELERATED AMORTIZATION PROPERTY (Account 281)

1. Report the information called for below concerning the respondent's accounting for deferred income taxes relating to amortizable property
 2. For Other (Specify), include deferrals relating to other

Line No.	Account (a)	Balance at Beginning of Year (b)	CHANGES DURING YEAR	
			Amounts Debited to Account 410.1 (c)	Amount Credited to Account 411.1 (d)
1	Accelerated Amortization (Account 281)			
2	Electric			
3	Defense Facilities			
4	Pollution Control Facilities			
5	Other			
6	NOT APPLICABLE			
7				
8	TOTAL Electric (Enter Total of Lines 3 thru 7)			
9	Gas			
10	Defense Facilities			
11	Pollution Control Facilities			
12	Other			
13				
14				
15	TOTAL Gas (Enter Total of lines 10 thru 14)			
16	Other (Specify)			
17	TOTAL (Acct 281) (Total of lines 8, 15 and 16)			
18	Classification of TOTAL			
19	Federal Income Tax			
20	State Income Tax			
21	Local Income Tax			

NOTES

Name of Respondent New Jersey Natural Gas Company	This Report is:	Date of Report	Year of Report
	(1) <input checked="" type="checkbox"/> An Original (2) <input type="checkbox"/> A Resubmission	March 31, 2014	Dec. 31, 2013

ACCUMULATED DEFERRED INCOME TAXES – ACCELERATED AMORTIZATION PROPERTY (Account 281) (Continued)

Income and deductions.
3. Use separate pages as required.

CHANGES DURING YEAR		ADJUSTMENTS				Balance at End of Year	Line No.
Amounts Debited to Account 410.2 (e)	Amounts Credited to Account 411.2 (f)	Debits		Credits			
		Acct. No. (g)	Amount (h)	Acct. No. (i)	Amount (j)	(k)	
							1
							2
							3
							4
							5
							6
							7
							8
							9
							10
							11
							12
							13
							14
							15
							16
							17
							18
							19
							20
							21

NOT APPLICABLE

NOTES (Continued)

NAME OF RESPONDENT New Jersey Natural Gas Company	This Report is: <input checked="" type="checkbox"/> An Original <input type="checkbox"/> A Resubmission	Date of Report <i>March 31, 2014</i>	Year Ending Dec. 31, 2013
--	---	---	------------------------------

ACCUMULATED DEFERRED INCOME TAXES - OTHER PROPERTY (ACCOUNT 282)

1. Report the information called for below concerning the respondent's accounting for deferred income taxes relating to property not subject to accelerated amortization. 2. For other, include deferrals relating to other income and deductions.

Line No.	Account subdivisions (a)	Balance at Beginning of Year (b)	Amounts Debited to Account 410.1 (c)	Amounts Credited to Account (411.1) (d)
1	Account 282			
2	Electric			
3	Gas	\$ 286,083,581	\$ 3,275,088	\$ 21,160,439
4	Other (Define)			
5	Total (Enter total of lines 2 thru 4)	286,083,581	3,275,088	21,160,439
6	Other (Specify)			
6.01				
6.02				
7	Total Account 282 (Enter Total of Lines 5 thru 6)	286,083,581	3,275,088	21,160,439
8	Classification of TOTAL			
9	Federal Income Tax	\$ 286,083,581	\$ 3,275,088	\$ 21,160,439
10	State Income Tax			
11	Local Income Tax			

NAME OF RESPONDENT New Jersey Natural Gas Company	This Report is: <input checked="" type="checkbox"/> An Original <input type="checkbox"/> A Resubmission	Date of Report <i>March 31, 2014</i>	Year Ending Dec. 31, 2013
--	---	---	------------------------------

ACCUMULATED DEFERRED INCOME TAXES - OTHER PROPERTY (ACCOUNT 282) (Continued)

3. Add rows as necessary to report all data. When rows are added, the additional row numbers should follow in sequence, 4.01, 4.02 and 6.01, 6.02, etc.. Use separate pages as required.

CHANGES DURING THE YEAR		ADJUSTMENTS				Balance at End of Year (k)	Line No.
Amounts Debited to Account 410.2 (e)	Amounts Credited to Account 411.2 (f)	Debits		Credits			
		Account No. (g)	Amount (h)	Account No. (i)	Amount (j)		
							1
							2
					\$ -	\$ 303,968,932	3
							4
-						303,968,932	5
							6
							6.01
							6.02
						303,968,932	7
							8
\$ -					\$ -	\$ 303,968,932	9
							10
							11

NAME OF RESPONDENT New Jersey Natural Gas Company	This Report is: <input checked="" type="checkbox"/> An Original <input type="checkbox"/> A Resubmission	Date of Report March 31, 2014	Year Ending Dec. 31, 2013
---	---	----------------------------------	------------------------------

ACCUMULATED DEFERRED INCOME TAXES - OTHER (ACCOUNT 283)

1. Report the information called for below concerning the respondent's accounting for deferred income taxes relating to amounts recorded in Accounts 283. 2. For other, include deferrals relating to other income and deductions.

Line No.	Account Subdivisions (a)	Balance at Beginning of Year (b)	CHANGES DURING YEAR	
			Amounts Debited to Account 410.1 (c)	Amounts Credited to Account 411.1 (d)
1	Account 283			
2	Electric			
3	Gas	\$ 34,807,750	\$ 490,136	\$ -
4	Other (Define)			
5	Total (Enter total of lines 2 thru 4)	34,807,750	490,136	-
6	Other (Specify)			
6.01				
6.02				
7	TOTAL Account 283 (Total of Lines 5 thru 6)	34,807,750	490,136	-
8	Classification of TOTAL			
9	Federal Income Tax	\$ 34,807,750	\$ 490,136	\$ -
10	State Income Tax			
11	Local Income Tax			

NAME OF RESPONDENT New Jersey Natural Gas Company	This Report is: <input checked="" type="checkbox"/> An Original <input type="checkbox"/> A Resubmission	Date of Report <i>March 31, 2014</i>	Year Ending Dec. 31, 2013
--	---	---	------------------------------

ACCUMULATED DEFERRED INCOME TAXES - OTHER (ACCOUNT 283) (Continued)

4. Add rows as necessary to report all data. When rows are added, the additional row numbers should follow in sequence, 4.01, 4.02 and 6.01, 6.02, etc.. Use separate pages as required.

CHANGES DURING THE YEAR		ADJUSTMENTS				Balance at End of Year (k)	Line No.
Amounts Debited to Account 410.2 (e)	Amounts Credited to Account 411.2 (f)	Debits		Credits			
		Account No. (g)	Amount (h)	(i)	(j)		
							1
							2
			\$ -		\$ -	\$ 34,317,614	3
							4
			-		-	34,317,614	5
							6
							6.01
							6.02
			-		-	34,317,614	7
							8
			\$ -		\$ -	\$ 34,317,614	9
							10
							11

Item 3

Significant Items

NJ C.B.T. Deferred

\$ 34,317,614

Total

\$ 34,317,614

NAME OF RESPONDENT New Jersey Natural Gas Company	This Report is: <input checked="" type="checkbox"/> An Original <input type="checkbox"/> A Resubmission	Date of Report March 31, 2014	Year Ending Dec. 31, 2013
---	---	----------------------------------	------------------------------

OTHER REGULATORY LIABILITIES (ACCOUNT 254)

1. Report below the details called for concerning other regulatory liabilities which are created through the ratemaking actions of regulatory agencies (and not includable in other amounts).

2. For regulatory liabilities being amortized, show period of amortization in column (a).

3. Minor items (5% of the Balance at End of Year for Account 254 or amounts less than \$250,000, whichever is less) may be grouped by classes.

Line No.	Description and Purpose of Other Regulatory Liabilities (a)	Balance at Beginning of Year (b)	DEBITS		Credits (e)	Balance at End of Year (f)
			Account Credited (c)	Amount (d)		
1						
2	Remediation Liability (a)	\$ 182,000,000		-	1,600,000	\$ 183,600,000
3						
4	(a) This amount refers to total future estimated expenditures					
5	to remediate and monitor three MGP sites.					
6	This amount also appears as a regulatory asset					
7	on page 232.					
8						
9						
10						
11						
12						
13						
14						
15						
16						
17						
18						
19						
20						
21						
22						
23						
24						
25						
26						
27						
28						
29						
30						
31						
32						
33						
34						
35						
36						
37						
38						
39						
40						
41						
42						
43						
44						
45	TOTAL	\$ 182,000,000		\$ -	\$ 1,600,000	\$ 183,600,000

Blank Page
[Next page is 299]

Name of Respondent	This Report Is:		Date of Report (Mo, Da, Yr)	Year/Period of Report
	(1) <input type="checkbox"/> An Original	(2) <input type="checkbox"/> A Resubmission	MARCH	End of 2013

Monthly Quantity & Revenue Data by Rate Schedule

- Reference to account numbers in the USofA is provided in parentheses beside applicable data. Quantities must not be adjusted for discounts.
- Total Quantities and Revenues in whole numbers
- Report revenues and quantities of gas by rate schedule. Where transportation services are bundled with storage services, reflect only transportation Dth. When reporting storage, report Dth of gas withdrawn from storage and revenues by rate schedule.
- Revenues in Column (c) include transition costs from upstream pipelines. Revenue (Other) in Column (e) includes reservation charges received by the pipeline plus usage charges, less revenues reflected in Columns (c) and (d). Include in Column (e), revenue for Accounts 490-495.
- Enter footnotes as appropriate.

Line No.	Item (a)	Month 1 Quantity (b)	Month 1 Revenue Costs and Take-or-Pay (c)	Month 1 Revenue (GRI & ACA) (d)	Month 1 Revenue (Other) (e)	Month 1 Revenue (Total) (f)
1	Total Sales (480-488)					
2	Transportation of Gas for Others (489.2 and 489.3)					
3						
4						
5						
6						
7						
8						
9						
10						
11						
12						
13						
14						
15						
16						
17						
18						
19						
20						
21						
22						
23						
24						
25						
26						
27						
28						
29						
30						
31						
32						
33						
34						
35						
36						
37						
38						
39						
40						
41						
42						
43						
44						
45						
46						
47						

Monthly Quantity & Revenue Data by Rate Schedule

1. Reference to account numbers in the USofA is provided in parentheses beside applicable data. Quantities must not be adjusted for discounts.
2. Total Quantities and Revenues in whole numbers
3. Report revenues and quantities of gas by rate schedule. Where transportation services are bundled with storage services, reflect only transportation Dth. When reporting storage, report Dth of gas withdrawn from storage and revenues by rate schedule.
4. Revenues in Column (c) include transition costs from upstream pipelines. Revenue (Other) in Column (e) includes reservation charges received by the pipeline plus usage charges, less revenues reflected in Columns (c) and (d). Include in Column (e), revenue for Accounts 490-495.
5. Enter footnotes as appropriate.

Line No.	Month 2 Quantity (g)	Month 2 Revenue Costs and Take-or-Pay (h)	Month 2 Revenue (GRI & ACA) (i)	Month 2 Revenue (Other) (j)	Month 2 Revenue (Total) (k)	Month 3 Quantity (l)	Month 3 Revenue Costs and Take-or-Pay (m)	Month 3 Revenue (GRI & ACA) (n)	Month 3 Revenue (Other) (o)	Month 3 Revenue (Total) (p)
1										
2										
3										
4										
5										
6										
7										
8										
9										
10										
11										
12										
13										
14										
15										
16										
17										
18										
19										
20										
21										
22										
23										
24										
25										
26										
27										
28										
29										
30										
31										
32										
33										
34										
35										
36										
37										
38										
39										
40										
41										
42										
43										
44										
45										
46										
47										

NAME OF RESPONDENT	New Jersey Natural Gas Company	Report is:	This	Date of Report	Year of Report
		<input checked="" type="checkbox"/> Original	An	March 31, 2014	Dec. 31, 2013

MONTHLY QUANTITY & REVENUE DATA BY RATE SCHEDULE

Monthly Quantity & Revenue Data By Rate Schedule

	Quantity 1st Qtr	Revenue 1st Qtr	Quantity 2nd Qtr	Revenue 2nd Qtr	Quantity 3rd Qtr	Revenue 3rd Qtr	Quantity 4th Qtr	Revenue 4th Qtr
Residential	982,956	1,459,342	619,006	1,051,601	741,901	1,183,953	741,863	1,135,925
Residential Space Heat	194,039,043	227,580,971	48,516,385	63,929,205	25,402,087	37,693,807	124,165,394	140,088,004
Apt Space Heat LLF	87,923	105,235	40,371	53,658	15,298	24,143	55,855	65,419
Apt Space Heat HLF	2,288,207	2,500,124	813,887	1,084,824	276,787	508,825	1,276,550	1,537,017
Comm Gen LLF	445,613	587,084	231,807	346,314	231,557	329,189	295,707	394,303
Comm Gen HLF	1,176,542	1,324,851	707,154	927,156	701,793	887,287	907,302	1,094,881
Ind Gen LLF	2,097	2,665	-382	-140	46	347	1,166	1,500
Ind Gen HLF	176,657	193,931	85,882	110,687	46,997	67,325	209,494	240,637
CSH LLF	11,791,057	14,743,852	1,242,141	2,872,055	769,098	2,248,538	7,100,126	8,697,125
CSH HLF	19,752,911	21,857,293	5,590,139	8,211,440	3,934,661	6,171,441	13,176,728	15,944,489
SSH LLF	8,989	10,636	1,899	2,661	4,053	5,114	7,558	8,467
SSH HLF	1,418,576	1,554,776	247,097	400,016	38,424	172,356	852,127	1,033,717
CAC LLF	14,130	18,472	16,942	13,188	28,557	22,106	16,718	19,748
CAC HLF	168,032	185,264	86,945	94,379	76,303	69,611	124,997	154,152
Firm Co-Generation	624	669	505	612	234	260	0	0
Street Lighting	803	981	801	974	816	978	812	957
Misc. Revenue	0	0	0	0	0	0	0	0
Weather Norm	0	0	0	0	0	0	0	0
CIP Current	0	2,915,537	0	3,905,590	0	1,832,765	0	2,420,850
CIP Prior	0	-12,437,253	0	-3,291,173	0	-1,898,170	0	-6,273,997
Residential Transp. Heat	26,314,044	13,283,151	7,280,403	4,670,701	3,808,913	3,215,847	18,354,753	10,245,486
Residential Transp. Non Heat	116,552	83,997	75,391	69,482	58,654	63,744	100,589	84,805
Firm Transp. LLF	2,848,247	919,032	843,279	477,678	643,864	432,078	2,083,095	784,538
Firm Transp. HLF	1,760,385	517,416	1,914,135	560,249	1,979,795	697,743	1,888,953	661,638
CNG	20,329	28,493	26,166	38,674	28,024	40,332	26,987	39,083
CTB LLF	0	0	0	0	0	0	0	0
CTB HLF	35,638,422	16,919,232	12,262,741	8,095,002	7,674,626	6,484,949	25,426,443	13,772,293
FEED	53,186	43,585	75,588	64,250	86,586	58,317	80,488	62,805
SCR LLF	4,232,458	2,389,938	869,957	860,612	488,006	706,024	2,559,711	1,685,734
SCR HLF	0	0	0	0	0	0	0	0
DGSS Transport	6,943	3,221	18,734	10,011	44,530	11,258	-507	1,924
DGSS Monthly	95,732	87,207	-30,690	-33,925	2,776	5,967	231	3,965
OPP	2,770,581	304,363	7,285,248	312,248	13,988,840	358,807	3,790,901	317,489
Transportation Revenues	7,818,267	1,138,831	7,722,502	1,111,207	6,931,643	1,153,385	7,156,002	1,186,150
Marketing/Broker Revenue	0	4,980	0	7,287	0	8,112	0	7,991
IT Transp Co-Gen	345,861	47,356	447,724	60,424	494,472	75,564	464,420	71,957
Interruptible	0	0	0	0	0	0	0	0
IGS Sharing	16,799	25,521	0	0	0	0	0	0
Lakewood Cogen on sys Transp	8,933,000	0	8,852,480	0	13,863,620	0	4,602,930	0
Sayreville Plant	0	61,740	0	1,606	0	192,181	0	4,240
JCP&L Forked River	96,840	0	3,180	0	436,750	0	9,660	0
NGV Vehicles	0	0	0	21,208,360	0	30,556,193	0	37,026,100
OSS Revenues	128,209,100	53,133,032	49,924,500	1,226,602	86,750,030	1,190,980	93,020,220	1,215,121
Other Revenues	0	1,156,078	0	615,214	0	4,002,267	0	0
Storage	0	0	1,500,000	0	10,200,000	0	0	0
Capacity Release	272,232,900	0	262,487,760	0	281,023,780	0	264,860,690	0
	<u>723,863,807</u>	<u>352,751,603</u>	<u>419,759,678</u>	<u>119,068,728</u>	<u>460,773,521</u>	<u>98,573,623</u>	<u>573,357,963</u>	<u>233,734,513</u>

TOTAL CALENDAR REVENUE 804,128,467 REF 300AB

TOTAL CALENDAR QUANTITY

2,177,754,968

On Sys Transp

-36,252,030

Capacity Rel

-1,080,605,130

Storage

-11,700,000

OPP

-27,835,570

OSS

-357,903,850

CNG

-101,506

JCP&L

-546,430

Firm Cogen/ IT Cogen Exempt

-1,753,840

Com Gen, Heat & CTB Exempts

-71,155

RefPg 301C

660,985,457

Blank Page
[Next page is 300]

NAME OF RESPONDENT New Jersey Natural Gas Company	This Report is: <input checked="" type="checkbox"/> An Original <input type="checkbox"/> A Resubmission	Date of Report March 31, 2014	Year Ending Dec. 31, 2013
--	---	----------------------------------	------------------------------

GAS OPERATING REVENUES

1. Report below natural gas operating revenues for each prescribed account total. The amounts must be consistent with the detailed data on succeeding pages.
2. Revenues in columns (b) and (c) include transition costs from upstream pipelines
2. Other revenues in column (f) and (g) include reservation charges received by the pipeline plus usage charges, less revenues reflected in columns (b) through (e). Include in columns (f) and (g) revenues for Accounts 480-495.

Line No.	Total of Account (a)	REVENUES for Transition Costs and Take or Pay		REVENUES for GRI and ACA	
		Amount for Current Year (b)	Amount for Previous Year (c)	Amount for Current Year (d)	Amount for Previous Year (e)
1	480.484 Sales (Firm, Int. JCP&L)	\$ -	\$ -	\$ -	\$ -
2	485 Intracompany Transfers				
3	487 Late Payment Charges				
4	488 Miscellaneous Service Revenues				
5	489.1 Revenues from Transportation of Gas of Others Through Gathering Facilities				
6	489.1 Revenues from Transportation of Gas of Others Through Transmission Facilities				
7	489.1 Revenues from Transportation of Gas of Others Through Distribution Facilities (FT, CTB, IT)				
8	489.4 Revenues From Storing Gas of Others				
9	490 Sales of Prod. Ext. from Natural Gas				
10	491 Revenues from Natural Gas Proc. by Others				
11	492 Incidental Gasoline and Oil Sales				
12	493 Rent from Gas Property				
13	494 Interdepartmental Rents				
14	495 Other Gas Revenues				
15	Subtotal:	-	-	\$ -	-
16	469 (Less) Provision for Rate Refunds				
17	TOTAL:	\$ -	\$ -	\$ -	\$ -

NAME OF RESPONDENT New Jersey Natural Gas Company	This Report is: <input checked="" type="checkbox"/> An Original <input type="checkbox"/> A Resubmission	Date of Report March 31, 2014	Year Ending Dec. 31, 2013
--	---	----------------------------------	------------------------------

GAS OPERATING REVENUES (Continued)

4. If increases or decreases from previous year are not derived from previously reported figures, explain any inconsistencies in a footnote.

5. On page 108, include information on major changes during the year, new service, and important rate increases or decreases.

6. Report the revenue from transportation services that are bundled with storage services as transportation service revenue.

OTHER REVENUES		TOTAL OPERATING REVENUES		DEKATHERM OF NATURAL GAS	
Amount for Current Year (f)	Amount for Previous Year (g)	Amount for Current Year (h)	Amount for Previous Year (i)	Amount for Current Year (j)	Amount for Previous Year (k)
\$ 718,228,379 (6)	\$ 559,132,869 (6)	\$ 718,228,379 (1)	\$ 559,132,869 (1)	84,245,794 (2)	75,794,778 (2)
554,556	434,550	554,556	434,550		
1,100,058	1,106,163	1,100,058	1,106,163		
93,937,141 (6)	71,900,347 (6)	93,937,141 (3)	71,900,347 (3)	25,469,191 (4)	23,150,851 (4)
				(5)	(5)
0	0	0	0		
3,134,167	2,449,016	3,134,167	2,449,016		
816,954,301	635,022,945	816,954,301	635,022,945		
(12,825,851)	26,093,330	(12,825,851)	26,093,330		
\$ 804,128,450	\$ 661,116,275	\$ 804,128,450	\$ 661,116,275		

- (1) Includes \$39,466,864 unbilled revenues for 2013 and \$47,888,461 unbilled revenues for 2012.
(2) Includes 3,691,765 unbilled dekatherms for 2013 and 4,278,673 unbilled dekatherms for 2012.
(3) Includes \$5,693,444 unbilled revenues for 2013 and \$6,068,638 unbilled revenues for 2012.
(4) Includes 1,447,521 unbilled dekatherms for 2013 and 1,581,178 unbilled dekatherms for 2012.
(5) Totals of columns J & K include 25,469,191 and 23,150,851 dekatherms for 2013 and 2012, respectively, (see page 301C) of Co-Generation Lakewood, in addition to total dekatherms of gas sold for 2013 (see page 301-A.)
(6) The totals of lines f & g - 1 & 7 ties to Line (f) & (g) 20 on page 301A.

NAME OF RESPONDENT
New Jersey Natural Gas Company

This Report is:
 An Original
 A Resubmission

Date of Report
March 31, 2014

Year of Report
Dec. 31, 2013

GAS OPERATION REVENUES (Account 400) (Continued)

- Report number of customers, columns (f) and (g), on the basis of meters, in addition to the number of flat rate accounts; except that where separate meter readings are added for billing purposes, one customer should be counted for each group of meters added. The average number of customers means the average of twelve figures at the close of each month.
- If increases or decreases from previous year (columns (c), (e) and (g) are not derived from previously reported figures, explain any inconsistencies in a footnote.
- Commercial and Industrial Sales, Account 481, may be classified according to the basis of classification (small or Commercial, and Large or Industrial) regularly used by the respondent if such basis of classification is not generally greater than 200,000 Mcf per year or approximately 800 Mcf per day of normal requirements. (See Account 481 of the Uniform System of Accounts. Explain basis of classification in a footnote.)
- Provide a reconciliation of the total amounts on line 20 and the amounts on lines 1,5,6,7, and 8 of page 301 in the area provided for notes.

Line No.	Customer Class (a)	Operating Revenues		Terms of Gas Sold		Avg. No. of Nat. Gas Customers per Mth	
		Amount for Year (b)	Amount for Previous Year (c)	Quantity For Year (d)	Quantity For Previous Year (e)	Number For Year (f)	Number For Previous Year (g)
1	Residential						
2	Residential Service	\$ 466,077,554	\$ 395,367,149	395,200,456	338,714,857	410,157	422,402
3	Transportation	31,717,216	19,704,466	56,109,301	35,390,918	52,798	39,301
4	Cooling & Air Conditioning	8,179	3,287	8,179	4,924		
5	Commercial						
6	Firm	96,550,192	79,850,513	76,373,797	67,036,676	25,305	25,916
7	Interruptible						
8	Transportation	57,346,686	47,505,262	167,271,414	164,248,045	10,285	9,279
9	Cooling & Air Conditioning	576,920	312,271	532,625	320,670	60	59
10	Industrial						
11	Firm						
12	Interruptible	285,288	397,856	563,229	1,063,940	-	1
13	Transportation	4,873,238	4,690,619	31,380,891	31,869,551	82	77
14	Cooling & Air Conditioning						
15	Street & Yard Light Service	3,888	3,740	3,233	3,181	2	2
16	Compressed Vehicular NG	146,582	52,651	101,506	38,778		
17	Cogeneration	1,545	868	1,363	672	1	1
18	Off-system Sales	146,541,165	113,227,593	369,603,850	350,764,080	33	35
19	Other Sales to Public Authorities						
20	Total Natural Gas Service Revenues	\$ 804,128,453	\$ 661,116,275	1,097,149,844	989,456,292	498,723	497,073

Please note: Sum of Lines 3,8, & 13B = page 301 Line 7H. Sum of Lines 2,4,6,9,12,15,17 & 18 = page 301 Line 1H (Does not include CIP, Other Revenue and CNG).

NAME OF RESPONDENT New Jersey Natural Gas Company	This Report is: <input checked="" type="checkbox"/> An Original <input type="checkbox"/> A Resubmission	Date of Report <i>March 31, 2014</i>	Year Ending Dec. 31, 2013
---	---	---	------------------------------

GAS OPERATING REVENUES (Account 400) (Continued)

1. Report by New Jersey Gross Receipts and Franchise Tax Class, the corresponding operating revenues for each tariff schedule. taxable terms of gas and the corresponding operating revenues.
2. Where there is more than one tariff schedule designated in a tax class, identify the names of the individual tariff schedules above the tax class name and provide the taxable terms of gas and the
3. Provide a reconciliation of the total amounts on line 15 and the amounts shown on line 1 of page 301 in the area provided for notes.

Line No.	Tax Class (a)	Terms of Gas Sold		Operating Revenues	
		Quantity For Year (b)	Quantity For Previous Year (c)	Amount for Year (d)	Amount For Previous Year (e)
1	GR-1 Residential	395,200,456	338,714,856	\$ 472,298,734	\$ 364,202,331
2	GR-2 Cooling & Air Conditioning	8,179	4,924	8,179	3,287
3	GR-3 Residential Transportation	56,109,301	35,390,917	31,717,216	19,704,468
	GNR-1 General Service	76,190,933	67,000,906	96,090,989	79,531,804
4	GNR-2 Large Volume Demand				
5	GNR-3 Firm Cooling & Air Conditioning	164,954	104,261	144,800	65,144
6	GNR-4 Interruptible Service	16,799	-	25,521	-
7	GNR-5 Firm Transportation Service	103,517,566	86,179,612	56,339,698	46,321,360
8	GNR-6 Non-Firm Transportation Service	29,628,414	29,972,055	4,617,940	4,435,458
9	GNR-7 Street Light Service	3,233	3,180	3,888	3,742
10	GNR-8 Contract Service				
11	GNR-9 Limited Term Contract Service				
12	GNR-10 Uncompressed Vehicular NG				
13	GNR-11 General service - Firm Transportation Service				
14	GNR-12 Large Volume - Firm Transportation Service				
15	Total	660,839,835	557,370,711	\$ 661,246,965	\$ 514,267,594

NOTES

NAME OF RESPONDENT
New Jersey Natural Gas Company

This Report is:
x Original
 Resubmission

Date of Report
March 31, 2014

Year Ending
Dec. 31, 2013

Reconciliation of Gas Operating Revenues & Therms

PAGES 300 & 301 LINE 10 TO PAGE 301a LINE 15

PAGE	THERMS OF GAS SOLD		OPERATING REVENUES	
	2013	2012	2013	2012
300 - 301 LINE 1 & 7 (Pg 301 Line 1 is in Dth's)	1,097,149,844	989,456,290	\$ 804,128,453	\$ 661,116,275
Less: Net Write-offs			2,381,959	1,418,982
Tax Exempt Sales:				
General Service	186,636	58,232	96,297	71,456
Firm CAC & Cogen	1,363	671	1,545	866
Off-System & Interrup svc	397,985,849	382,185,572	148,093,839	114,869,755
Co-Generation Lakewood	36,252,030	47,891,910	-	-
Miscellaneous	1,884,131	1,949,194	(7,692,152)	30,487,622
Page 301-B line 15	660,839,835	557,370,711	661,246,965	514,267,594

Blank Page
[Next page is 302]

Name of Respondent New Jersey Natural Gas Company	This Report is:	Date of Report	Year of Report
	(1) <input checked="" type="checkbox"/> An Original (2) <input type="checkbox"/> A Resubmission	March 31, 2014	Dec. 31, 2013

Revenues from Transportation of Gas of Others Through Gathering Facilities (Account 489.1)

1. Report revenues and Dth of gas delivered through gathering facilities by zone of receipt (i.e., state in which gas enters respondent's system)
2. Revenues for penalties including penalties for unauthorized overruns must be reported on page 308.

Line No.	Rate Schedule and Zone of Receipt (a)	Revenues for Transition Costs and Take-or-Pay	Revenues for Transaction Costs and Take-or-Pay	Revenues for GRI and ACA	Revenues for GRI and ACA
		Amount for Current Year (b)	Amount for Previous Year (c)	Amount for Current Year (d)	Amount for Current Year (d)
1					
2	NOT APPLICABLE				
3					
4					
5					
6					
7					
8					
9					
10					
11					
12					
13					
14					
15					
16					
17					
18					
19					
20					
21					
22					
23					
24					
25					

Name of Respondent New Jersey Natural Gas Company	This Report is: (1) <input checked="" type="checkbox"/> An Original (2) <input type="checkbox"/> A Resubmission	Date of Report March 31, 2014	Year of Report Dec. 31, 2013
--	---	----------------------------------	---------------------------------

Revenues from Transportation of Gas of Others Through Gathering Facilities (Account 489.1)

3. Other Revenues in columns (f) and (g) include reservation charges received by the pipeline plus usage charges, less revenues reflected in columns (b) through (e).
 4. Delivered Dth of gas must not be adjusted for discounting.

Line No.	Other Revenues Amount for Current Year (f)	Other Revenues Amount for Previous Year (g)	Total Operating Revenues Amount for Current Year (h)	Total Operating Revenues Amount for Previous Year (i)	Dekathem of Natural Gas Amount for Current Year (j)	Dekathem of Natural Gas Amount for Previous Year (k)
1	NOT APPLICABLE					
2						
3						
4						
5						
6						
7						
8						
9						
10						
11						
12						
13						
14						
15						
16						
17						
18						
19						
20						
21						
22						
23						
24						
25						

Name of Respondent New Jersey Natural Gas Company	This Report is: (1) <input checked="" type="checkbox"/> An Original (2) <input type="checkbox"/> A Resubmission	Date of Report March 31, 2014	Year of Report Dec. 31, 2013
--	---	----------------------------------	---------------------------------

Revenues from Transportation of Gas of Others Through Transmission Facilities (Account 489.2)

1. Report revenues and Dth of gas delivered by Zone of Delivery by Rate Schedule. Total by Zone of Delivery and for all zones. If respondent does not have separate zones, provide totals by rate schedule.
2. Revenues for penalties including penalties for unauthorized overruns must be reported on page 308.
3. Other Revenues in columns (f) and (g) include reservation charges received by the pipeline plus usage charges for transportation and hub services, less revenues reflected in columns (b) through (e).

Line No.	Zone of Delivery, Rate Schedule (a)	Revenues for Transition Costs and Take-or-Pay Amount for Current Year (b)	Revenues for Transaction Costs and Take-or-Pay Amount for Previous Year (c)	Revenues for GRI and ACA Amount for Current Year (d)	Revenues for GRI and ACA Amount for Previous Year (e)
1	NOT APPLICABLE				
2					
3					
4					
5					
6					
7					
8					
9					
10					
11					
12					
13					
14					
15					
16					
17					
18					
19					
20					
21					
22					
23					
24					
25					

Name of Respondent New Jersey Natural Gas Company	This Report is:	Date of Report	Year of Report
	(1) <input type="checkbox"/> An Original (2) <input checked="" type="checkbox"/> A Resubmission	March 31, 2014	Dec. 31, 2013

Revenues from Transportation of Gas of Others Through Transmission Facilities (Account 489.2)

4. Delivered Dth of gas must not be adjusted for discounting.
5. Each incremental rate schedule and each individually certificated rate schedule must be separately reported.
6. Where transportation services are bundled with storage services, report total revenues but only transportation Dth.

Line No.	Other Revenues	Other Revenues	Total Operating Revenues	Total Operating Revenues	Dekathem of Natural Gas	Dekathem of Natural Gas
	Amount for Current Year (f)	Amount for Previous Year (g)	Amount for Current Year (h)	Amount for Previous Year (i)	Amount for Current Year (j)	Amount for Previous Year (k)
1	NOT APPLICABLE					
2						
3						
4						
5						
6						
7						
8						
9						
10						
11						
12						
13						
14						
15						
16						
17						
18						
19						
20						
21						
22						
23						
24						
25						

Name of Respondent New Jersey Natural Gas Company	This Report is: (1) <input type="checkbox"/> An Original (2) <input checked="" type="checkbox"/> A Resubmission	Date of Report March 31, 2014	Year of Report Dec. 31, 2013
--	---	----------------------------------	---------------------------------

Revenues from Storing Gas of Others (Account 489.4)

1. Report revenues and Dth of gas withdrawn from storage by Rate Schedule and in total
2. Revenues for penalties including penalties for unauthorized overruns must be reported on page 308.
3. Other revenues in columns (f) and (g) include reservation charges, deliverability charges, injection and withdrawal charges, less revenues reflected in columns (b) through (e).

Line No.	Rate Schedule (a)	Revenues for Transition Costs and Take-or-Pay Amount for Current Year (b)	Revenues for Transaction Costs and Take-or-Pay Amount for Previous Year (c)	Revenues for GRI and ACA Amount for Current Year (d)	Revenues for GRI and ACA Amount for Previous Year (e)
1	NOT APPLICABLE				
2					
3					
4					
5					
6					
7					
8					
9					
10					
11					
12					
13					
14					
15					
16					
17					
18					
19					
20					
21					
22					
23					
24					
25					

Name of Respondent New Jersey Natural Gas Company	This Report is:	Date of Report	Year of Report
	(1) <input checked="" type="checkbox"/> An Original (2) <input type="checkbox"/> A Resubmission	March 31, 2014	Dec. 31, 2013

Revenues from Storing Gas of Others (Account 489.4)

4. Dth of gas withdrawn from storage must not be adjusted for discounting.
 5. Where transportation services are bundled with storage services, report only Dth withdrawn from storage.

Line No.	Other Revenues	Other Revenues	Total Operating Revenues	Total Operating Revenues	Dekathem of Natural Gas	Dekathem of Natural Gas
	Amount for Current Year (f)	Amount for Previous Year (g)	Amount for Current Year (h)	Amount for Previous Year (i)	Amount for Current Year (j)	Amount for Previous Year (k)
1	NOT APPLICABLE					
2						
3						
4						
5						
6						
7						
8						
9						
10						
11						
12						
13						
14						
15						
16						
17						
18						
19						
20						
21						
22						
23						
24						
25						

NAME OF RESPONDENT New Jersey Natural Gas Company	This Report is: <input checked="" type="checkbox"/> An Original <input type="checkbox"/> A Resubmission	Date of Report <i>March 31, 2014</i>	Year Ending Dec. 31, 2013
--	---	---	------------------------------

OTHER GAS REVENUES (ACCOUNT 495)

1. For transactions with annual revenues of \$250,000 or more, described for each transaction, commissions on sales of distributions of gas of others compensation of minor or incidental services provided for others, penalties. profit or loss on sales of material and supplies, sales of steam, water or electricity miscellaneous royalties, revenues from dehydration. other processing of gas of others, and gains on settlements of imbalance receivables. Separately report revenues form cash-out penalties.

Line No.	Description of Transaction (b)	Revenues (in dollars) (c)
1	Capacity Reservation charge	\$ 2,614,000
2		
3		
4		
5		
6		
7		
8		
9		
10		
11		
12		
13		
14		
15		
16		
17		
18		
19		
20		
21		
22		
23		
24		
25		\$ 2,614,000

Name of Respondent New Jersey Natural Gas Company	This Report is: (1) <input checked="" type="checkbox"/> An Original (2) <input type="checkbox"/> A Resubmission	Date of Report March 31, 2014	Year of Report Dec. 31, 2013
--	---	--------------------------------------	-------------------------------------

SALES FOR RESALE NATURAL GAS (Account 483)

<p>1. Report particulars (details) concerning sales of natural gas during the year to other gas utilities and to pipeline companies for resale. Sales to each customer should be subdivided by service classifications, identified in column (c) where applicable, by rate schedule designation contained in the company's tariff.</p> <p>2. Natural gas means either natural gas unmixed, or any mixture of natural and manufactured gas.</p> <p>3. In either column a or b, provide separate subheadings and totals for each State in addition to a grand total for all sales to other gas utilities.</p> <p>4. Enter in column b, point of delivery, the name of city or town and State, and such other designation necessary to enable identification on maps of respondent's pipeline system.</p>	<p>5. Designate with an asterisk and footnote any sales which are other than firm sales, i.e., sales for storage, etc.</p> <p>6. Monthly billing demands, as used in column (g) are the number of Mcf in the respective months actually used in computing the demand portion of the customer's bills; such quantity of Mcf is multiplied by the demand portion of the tariff rate. Report in column (g) the sum of the monthly billing demands for the number of months the customer received service or was subject to demand changes.</p> <p>7. Where consolidated bills for more than one point of delivery are rendered under a FERC rate schedule, indicate the several points of delivery in column (b) and report the remainder of the columns on a consolidated basis corresponding to the billing. Where, however, consolidated bills for more than one point of delivery are not rendered under a</p>
--	---

Line No.	Name of Other Gas Utility (Designate associated companies with an asterisk) (a)	Point of Delivery (City, Town or State) (b)	FERC Tariff Rate Schedule Designation (c)	Mcf of Gas Sold (Approx. Btu per Cu. Ft.) (d)	Revenue for Year (See Instr. 5) (e)
1 2 3 4 5 6 7 8 9 10 11 12 13 14 15 16 17 18 19 20 21 22 23 24 25 26 27 28 29 30 31 32 33 34 35 36 37 38 39	NOT APPLICABLE				

Name of Respondent New Jersey Natural Gas Company	This Report is:	Date of Report	Year of Report
	(1) <input checked="" type="checkbox"/> An Original (2) <input type="checkbox"/> A Resubmission	March 31, 2014	Dec. 31, 2013

SALES FOR RESALE-NATURAL GAS (Account 483) (Continued)

FERC rate schedule, the required information (columns) shall be furnished for each point of delivery.

8. Designate in a footnote if Btu per cubic foot of gas is different for any delivery point from that shown in the heading of column d.

9. For each firm sale of \$25,000 or more for the year at each point of delivery, shown in column (i) peak day volume of gas, at pressure base indicated in column (d), and in column (h) show the date of such peak delivery. If an estimate is used for any peak day delivery and date thereof for each delivery point if billing is on a non-conjunctive basis, and show the total for

each such customer if billing is on a conjunctive basis.

10. Summarize total sales as follows: A Field sales subdivided by deliveries to (i) interstate pipeline companies and (ii) others; B. Transmission system sales divided by deliveries to (i) interstate pipeline companies, (ii) intrastate pipeline companies and gas utilities for resale under FERC rate schedules, and (iii) others. "Field sales" means sales made from wells, from points along gathering lines in gas field or production areas or from points along transmission lines within fields or production areas. "Transmission sales" means sales made from points along transmission lines not within gas fields or production areas.

11. Enter Mcf at 14.73 psia at 60°F.

Average Revenue Per Mcf (In cents) (f)	Sum of Monthly Billing Demands Mcf (g)	Peak Day Delivery to Customers			Line No.
		Date (h)	Mcf		
			Noncoincidental (i)	Coincidental (j)	
	NOT APPLICABLE				1
					2
					3
					4
					5
					6
					7
					8
					9
					10
					11
					12
					13
					14
					15
					16
					17
					18
					19
					20
					21
					22
					23
					24
					25
					26
					27
					28
					29
					30
					31
					32
					33
					34
					35
					35
					36
					37
					38
				39	

Name of Respondent New Jersey Natural Gas Company	This Report is: (1) <input checked="" type="checkbox"/> An Original (2) <input type="checkbox"/> A Resubmission	Date of Report March 31, 2014	Year of Report Dec. 31, 2013
--	---	----------------------------------	---------------------------------

REVENUE FROM TRANSPORTATION OF GAS OF OTHERS – NATURAL GAS (Account 489)

1. Report particulars (details) concerning revenue from transportation or compression (by respondent) of natural gas for others. Subdivide revenue between transportation or compression for interstate pipeline companies and others.
 2. Natural gas means either natural gas unmixed, or any mixture of natural and manufactured gas. Designate with an

asterisk, however, if gas transported or compressed is other than natural gas.

3. In column (a) include the names of companies from which revenues were derived, points of receipt and delivery, and names of companies from which gas was received and to which delivered. Also specify the Commission order or regulation authorizing such transaction.

Line No.	Name of Company and Description of Services Performed (Designate associated companies with an asterisk) (a)	Distance Transported (In miles) (b)
1	NOT APPLICABLE	
2		
3		
4		
5		
6		
7		
8		
9		
10		
11		
12		
13		
14		
15		
16		
17		
18		
19		
20		
21		
22		
23		
24		
25		
26		
27		
28		
29		
30		
31		
32		
33		
34		
35		
36		
37		
38		
39		
40		
41		
42		
43		
44		
45	TOTAL	

Name of Respondent New Jersey Natural Gas Company	This Report is: (1) <input checked="" type="checkbox"/> An Original (2) <input type="checkbox"/> A Resubmission	Date of Report March 31, 2014	Year of Report Dec. 31, 2013
--	---	-------------------------------------	---------------------------------

REVENUE FROM TRANSPORTATION OF GAS OF OTHERS – NATURAL GAS (Account 489) (Continued)

4. Designate points of receipt and delivery so that they can be identified on map of the respondent's pipe line system.
5. Enter Mcf at 14.73 psia at 60°F.
6. Minor items (less than 1,000,000 mcf) may be grouped.

"Note: For transportation provided under Part 284 of Title 18 of the Code of Federal Regulations, report only grand totals for all transportation in columns (b) through (g) for the following regulation sections to be listed in column (a): §284.102, 284.122, 284.222, 284.223(a), 284.223(b) and 284.224. Details for each transportation are reported in separate annual reports required under Part 284 of the Commission's regulations."

Mcf of Gas Received (c)	Mcf of Gas Delivered (d)	Revenue (e)	Average Revenue Per Mcf of Gas Delivered (in cents) (f)	FERC Tariff Rate Schedule Designation (g)	Line No.
NOT APPLICABLE					1
					2
					3
					4
					5
					6
					7
					8
					9
					10
					11
					12
					13
					14
					15
					16
					17
					18
					19
					20
					21
					22
					23
					24
					25
					26
					27
					28
					29
					30
					31
					32
					33
					34
					35
					35
					36
					37
					38
					39
					40
					41
					42
					43
					44
					45

Name of Respondent New Jersey Natural Gas Company	This Report is: (1) <input checked="" type="checkbox"/> An Original (2) <input type="checkbox"/> A Resubmission	Date of Report March 31, 2014	Year of Report Dec. 31, 2013
--	---	----------------------------------	---------------------------------

SALES OF PRODUCTS EXTRACTED FROM NATURAL GAS (Account 490)

1. Report particulars (details) concerning sales of gasoline, butane, propane, and other products extracted from natural gas, including sales of any such products which may have been purchased from others for re-sale.	2. If the purchasers are numerous, it is permissible to group the sales by kind of product. Show the number of purchasers grouped. Show separately, however, sales to associated companies or to companies which were associated at the time the applicable sales contracts were made.
---	--

Line No.	Name of Purchaser (Designate associated companies with an asterisk) (a)	Name of Product (b)	Quantity (In gallons) (c)	Amount of Sales (in dollars) (d)	Sales Amount Per Gallon (In cents) (d + c) (e)
1	NOT APPLICABLE				
2					
3					
4					
5					
6					
7					
8					
9					
10					
11					
12					
13					
14					
15					
16					
17					

REVENUES FROM NATURAL GAS PROCESSED BY OTHERS (Account 491)

1. Report particulars (details) concerning royalties and other revenues derived from permission granted to others for the right to remove products from the respondent's natural gas.	2. If the respondent's natural gas is processed by others for removal of saleable products and no revenue therefrom is derived by the respondent, complete only columns (a) and (b) below, and include the date of contract in column (a)
---	---

Line No.	Name of Processor and Description of Transaction (Designate associated companies with an asterisk) (a)	Mcf of Respondent's Gas Processed (14.73 psia at 60°F) (b)	Revenue (In dollars) (c)
1			
2			
3			
4			
5			
6			
7			
8			
9			
10			
11			
12			
13			
14			
15			
16			

Blank Page
[Next page is 316]

Name of Respondent	This Report is:	Date of Report:	Year of Report:
	<input type="checkbox"/> An Original	(Mo, Da, Yr,)	
	<input checked="" type="checkbox"/> A Resubmission	MARCH	2013

GAS OPERATION AND MAINTENANCE EXPENSES

Enter in the spaces provided the gas operation and maintenance expenses for the year.

Line No	Account	Current Year	Previous Year
1	1. PRODUCTION EXPENSES		
2	A. MANUFACTURED GAS PRODUCTION		
3	A. 1. STEAM PRODUCTION		
4	Operation		
5	(700) Operation Supervision and Engineering		
6	(701) Operation Labor	NOT APPLICABLE	
7	(702) Boiler Fuels		
8	(703) Miscellaneous Steam Expense		
9	(704) (Less) Steam Transferred - Cr.		
10	Total Operation (Enter Total of lines 5 thru 9)		
11	Maintenance		
12	(705) Maintenance Supervision and Engineering		
13	(706) Maintenance of Structures and Improvements		
14	(707) Maintenance of Boiler Plant Equipment		
15	(708) Maintenance of Other Steam Production Plant		
16	TOTAL Maintenance (Enter Total of lines 12 thru 15)		
17	TOTAL Steam Production (Enter Total of lines 10 thru 16)		
18	A. 2. MANUFACTURED GAS PRODUCTION		
19	Operation		
20	Production Labor and Expenses		
21	(710) Operation Supervision and Engineering		
22	(711) Steam Expenses		
23	(712) Other Power Expenses		
24	(716) Oil Gas Generating Expenses		
25	(717) Liquefied Petroleum Gas Expenses		
26	(718) Other Process Production Expenses		
27	TOTAL Production Labor and Expenses (Enter Total of lines 20 thru 26)		
28	Gas Fuels		
29	(722) Fuel for Oil Gas		
30	(723) Fuel for Liquefied Petroleum Gas Process		
31	(724) Other Gas Fuels		
32	TOTAL Gas Fuels (Enter Total of lines 29 thru 31)		
33	Gas Raw Materials		
34	(727) Oil for Oil Gas		
35	(728) Liquefied Petroleum Gas		
36	(729) Raw Materials for Other Gas Processes		
37	(730) Residuals Expenses		
38	(731) (Less) Residuals Produced - Credit		
39	(732) Purification Expenses		
40	(733) Gas Mixing Expenses		
41	(734) (Less) Duplicate Charges - Credit		
42	(735) Miscellaneous Production Expenses		
43	(736) Rents		
44	TOTAL Gas Raw Materials (Enter Total of lines 34 thru 43)		
45	TOTAL Operation (Enter Total of lines 27, 32, and 44)		
46	Maintenance		
47	(740) Maintenance Supervision and Engineering		
48	(741) Maintenance of Structures and Improvements		
49	(742) Maintenance of Production Equipment		
50	TOTAL Maintenance (Enter total of lines 47 thru 49)		
51	TOTAL Manufactured Gas Production (Enter total of lines 45 and 50)		

NAME OF RESPONDENT New Jersey Natural Gas Company	This Report is: <input checked="" type="checkbox"/> An Original <input type="checkbox"/> A Resubmission	Date of Report March 31, 2014	Year Ending Dec. 31, 2013
--	---	----------------------------------	------------------------------

GAS OPERATION AND MAINTENANCE EXPENSES

1. Report operation and maintenance expenses. If the amount for previous year is not derived from previously reported figures, explain in footnotes. 2. Provide in footnotes the source of the index used to determine the price for gas supplied by shippers as reflected on line 74.

Line No.	Account (a)	Amount for Current Year (b)	Amount for Previous Year (c)
1	1. PRODUCTION EXPENSES		
2	A. Manufactured Gas Production		
3	Manufactured Gas Production (Submit Sup Stmt) (These costs relate to LNG)	\$ 19,992,343	\$ 17,102,326
4	B. Natural Gas production		
5	B1. Natural Gas Production and Gathering		
6	Operation		
7	750 Operation Supervision and Engineering		
8	751 Production Maps and Records		
9	752 Gas Well Expenses		
10	753 Field Lines Expenses		
11	754 Field Compressor Station Expenses		
12	755 Field Compressor Station Fuel and Power		
13	756 Field Measuring and Regulating Station Expenses		
14	757 Purification Expenses		
15	758 Gas Well Royalties		
16	759 Other Expenses		
17	760 Rents		
18	TOTAL Operation (Total of Lines 7 thru 17)	None	None
19	Maintenance		
20	761 Maintenance Supervision and Engineering		
21	762 Maintenance of Structures and Improvements		
22	763 Maintenance of Producing Gas Wells		
23	764 Maintenance of Field Lines		
24	765 Maintenance of Field Compressor Station Equipment		
25	766 Maintenance of Field Measuring and Regulating Station Equipment		
26	767 Maintenance of Purification Equipment		
27	768 Maintenance of Drilling and Cleaning Equipment		
28	769 Maintenance of Other Equipment		
29	TOTAL Maintenance (Total of Lines 20 thru 28)		
30	TOTAL Natural Gas Production and Gathering (Total of Lines 18 and 29)	None	None

NAME OF RESPONDENT
New Jersey Natural Gas Company

This Report is:
 An Original
 A Resubmission

Date of Report
March 31, 2014

Year Ending
Dec. 31, 2013

GAS OPERATION AND MAINTENANCE EXPENSES (Continued)

Line No.	Account (a)	Amount for Current Year (b)	Amount for Previous Year (c)
31	B2. Products Extraction		
32	Operation		
33	770 Operation Supervision and Engineering		
34	771 Operation Labor		
35	772 Gas Shrinkage		
36	773 Fuel		
37	774 Power		
38	775 Materials		
39	776 Operation Supplies and Expenses		
40	777 Gas Processed by Others		
41	778 Royalties on Products Extracted		
42	779 Marketing Expenses		
43	780 Products Purchased for Resale		
44	781 Variation in Products Inventory		
45	(Less) 782 Extracted Products Used by the Utility-Credit		
46	783 Rents		
47	TOTAL Operation (Total of Lines 33 thru 46)	None	None
48	Maintenance		
49	784 Maintenance Supervision and Engineering		
50	785 Maintenance of Structures and Improvements		
51	786 Maintenance of Extraction and Refining Equipment		
52	787 Maintenance of Pipe Lines		
53	788 Maintenance of Extracted Products Storage Equipment		
54	789 Maintenance of Compressor Equipment		
55	790 Maintenance of Gas Measuring and Regulating Equipment		
56	791 Maintenance of Other Equipment		
57	TOTAL Maintenance (Total of lines 49 thru 56)	None	None
58	TOTAL Products Extraction (Total of Lines 47 and 57)	None	None

NAME OF RESPONDENT New Jersey Natural Gas Company	This Report is: <input checked="" type="checkbox"/> An Original <input type="checkbox"/> A Resubmission	Date of Report March 31, 2014	Year Ending Dec. 31, 2013
--	---	----------------------------------	------------------------------

GAS OPERATION AND MAINTENANCE EXPENSES (Continued)

Line No.	Account (a)	Amount for Current Year (b)	Amount for Previous Year (c)
59	C. Exploration and Development		
60	Operation		
61	795 Delay Rentals		
62	796 Nonproductive Well Drilling		
63	797 Abandoned Leases		
64	798 Other Exploration		
65	TOTAL Exploration and Development (Total of lines 61 thru 64)	None	None
66	D. Other Gas Supply Expenses		
67	Operation		
68	800 Natural Gas Well Head Purchases		
69	800.1 Natural Gas Well Head Purchases, Intracompany Transfers		
70	801 Natural Gas Field Line Purchases		
71	802 Natural Gas Gasoline Plant Outlet Purchases		
72	803 Natural Gas Transmission Line Purchases	\$ 412,683,232	\$ 300,885,723
73	804 Natural Gas City Gate Purchases		
74	804.1 Liquefied Natural Gas Purchases		
75	805 Other Gas Purchases	3,880	4,051
76	(Less) 805.1 Purchased Gas Cost Adjustments		
77	TOTAL Purchased Gas (Total of Lines 68 thru 76)	412,687,112	300,889,774
78	806 Exchange Gas		
79	Purchased Gas Expenses		
80	807.1 Well Expense-Purchased Gas		
81	807.2 Operation of Purchased Gas measuring Stations		
82	807.3 Maintenance of Purchased Gas Measuring Stations		
83	807.4 Purchased Gas Calculations Expenses	77	9,427
84	807.5 Other Purchased Gas Expenses		
85	Total Purchased Gas Expenses (Total of Lines 80 thru 84)	\$ 77	\$ 9,427

NAME OF RESPONDENT New Jersey Natural Gas Company		This Report is: <input checked="" type="checkbox"/> An Original <input type="checkbox"/> A Resubmission	Date of Report March 31, 2014	Year Ending Dec. 31, 2013
GAS OPERATION AND MAINTENANCE EXPENSES (Continued)				
Line No.	Account (a)	Amount for Current Year (b)	Amount for Previous Year (c)	
86	808.1 Gas Withdrawn from Storage-Debit	6,811,148	5,082,204	
87	(Less) 808.2 Gas Delivered to Storage-Credit			
88	809.1 Withdrawals of Liquefied Natural Gas for Processing-Debit			
89	(Less) 809.2 Deliveries of Natural Gas for Processing-Credit			
90	Gas Used in Utility Operation -Credit			
91	810 Gas Used for Compressor Station Fuel-Credit			
92	811 Gas Used for Products Extraction-Credit			
93	812 Gas Used for Other Utility Operations-Credits	(594,366)	(595,348)	
94	TOTAL Gas Used in Utility Operations-Credit (Total of Lines 91 thru 93)	(594,366)	(595,348)	
95	813 Other Gas Supply Expenses	20,186	30,814	
96	TOTAL Other Gas Supply Expense (Total of Lines 77,78,85,86, thru 89,94,95)	418,924,166	305,416,871	
97	TOTAL Production Expenses (Total of Lines 3, 30, 58, 65, and 96)	438,916,509	322,519,197	
98	2. NATURAL GAS STORAGE, TERMINALING AND PROCESSING EXPENSES			
99	A. Underground Storage Expenses			
100	Operation			
101	814 Operation Supervision and Engineering			
102	815 Maps and Records			
103	816 Wells Expenses			
104	817 Lines Expense			
105	818 Compressor Station Expense			
106	819 Compressor Station Fuel and Power			
107	820 Measuring and Regulating Station Expenses			
108	821 Purification Expenses			
109	822 Exploration and Development	-	-	
110	823 Gas Losses			
111	824 Other Expenses			
112	825 Storage Well Royalties			
113	826 Rents			
114	TOTAL Operation (Total of Lines of 101 thru 113)	\$ -	\$ -	

NAME OF RESPONDENT New Jersey Natural Gas Company		This Report is: <input checked="" type="checkbox"/> An Original <input type="checkbox"/> A Resubmission	Date of Report March 31, 2014	Year Ending Dec. 31, 2013
GAS OPERATION AND MAINTENANCE EXPENSES Enter in spaces provided the gas operation and maintenance expenses for the year				
Line No.	Account (a)	Amount for Current Year (b)	Amount for Previous Year (c)	
1	PRODUCTION EXPENSE			
2	A. MANUFACTURED GAS PRODUCTION EXPENSES			
3	A1. STEAM PRODUCTION			
4	Operation			
5	700 Operation supervision and engineering			
6	701 Operation labor			
7	702 Boiler fuel			
8	703 Miscellaneous steam expenses			
9	704 Steam transferred - Credit			
10	TOTAL Operation (Enter total on lines 5 thru 9)	None	None	
11	Maintenance			
12	705 Maintenance supervision and engineering			
13	706 Maintenance of structures and improvements			
14	707 Maintenance of boiler plant equipment			
15	708 Maintenance of other steam production plant			
16	TOTAL Maintenance (Enter Total of lines 12 thru 15)			
17	TOTAL Steam Production (Enter Total of lines 10 thru 16)	None	None	
18	A2. MANUFACTURED GAS PRODUCTION - (These costs relate to LNG)			
19	Operation			
20	Production Labor and Expenses			
21	710 Operation supervision and engineering	\$ 63,269	\$ 66,508	
22	711 Steam expense			
23	712 Other power expense			
24	716 Oil gas generating expenses			
25	717 Liquefied petroleum gas process	-	-	
26	718 Other process production expenses			
27	TOTAL Production Labor and Expenses (Enter total of lines 21 thru 26)	63,269	66,508	
28	Gas Fuels			
29	722 Fuel for oil gas			
30	723 Fuel for liquefied petroleum gas process	-	-	
31	724 Other gas fuels			
32	TOTAL Gas Fuels (Enter total of lines 29 thru 30)			
33	Gas Raw Material			
34	727 Oil for oil gas			
35	728 Liquefied petroleum gas	-	-	
36	729 Raw material for other gas processes			
37	730 Residuals produced - Credit			
38	731 Residuals produced - Credit			
39	732 Purification Expenses			
40	733 Gas mixing expenses			
41	734 Duplicate charges - credit			
42	735 Miscellaneous production expenses	19,856,530	16,959,228	
43	736 Rents			
44	TOTAL Gas Raw materials (Enter total of lines 34 thru 43)	19,856,530	16,959,228	
45	TOTAL Operation (Enter total of lines 27,32 and 44)	19,919,799	17,025,736	
46	Maintenance			
47	740 Maintenance supervision and engineering	72,544	76,590	
48	741 Maintenance of structures and improvements	-	-	
49	742 Maintenance of production equipment	-	-	
50	TOTAL Maintenance (Enter total of lines 47 thru 49)	72,544	76,590	
51	TOTAL Manufactured Gas Production (Enter total of lines 45 and 50)	\$ 19,992,343	\$ 17,102,326	

[Blank Page]
[Next page is 321]

NAME OF RESPONDENT New Jersey Natural Gas Company		This Report is: <input checked="" type="checkbox"/> An Original <input type="checkbox"/> A Resubmission	Date of Report March 31, 2014	Year Ending Dec. 31, 2013
GAS OPERATION AND MAINTENANCE EXPENSES (Continued)				
Line No.	Account (a)	Amount for Current Year (b)	Amount for Previous Year (c)	
115	Maintenance			
116	830 Maintenance Supervision and Engineering			
117	831 Maintenance of Structures and Improvements			
118	832 Maintenance of Reservoirs and Wells			
119	833 Maintenance of Lines			
120	834 Maintenance of Compressor Station Equipment			
121	835 Maintenance of Measuring and Regulating Station Equipment			
122	836 Maintenance of Purification Equipment			
123	837 Maintenance of Other Equipment			
124	TOTAL Maintenance (Total of lines 116 thru 123)	-	-	
125	TOTAL Underground Storage Expenses (Total of lines 114 thru 124)	-	-	
126	B. Other Storage Expenses			
127	Operation			
128	840 Operation Supervision and Engineering	110,436	115,375	
129	841 Operation Labor and Expenses	166,448	116,484	
130	842 Rents			
131	842.1 Fuel	111	40	
132	842.2 Power	256,419	183,078	
133	842.3 Gas Losses			
134	TOTAL Operation (Total of lines 128 thru 133)	533,414	414,977	
135	Maintenance			
136	843.1 Maintenance Supervision and Engineering			
137	843.2 Maintenance of Structures and Improvements	7,686	7,874	
138	843.3 Maintenance of Gas Holders	94,865	54,492	
139	843.4 Maintenance of Purification Equipment			
140	843.5 Maintenance Liquefaction Equipment			
141	843.6 Maintenance of Vaporizing Equipment	112,336	49,302	
142	843.7 Maintenance of Compressor Equipment	105,135	82,522	
143	843.8 Maintenance of Measuring and Regulating Equipment	9,086	1,660	
144	843.9 Maintenance of Other Equipment	649,181	705,049	
145	TOTAL Maintenance (Total of Lines 136 thru 144)	978,289	900,899	
146	TOTAL Other Storage Expenses (Total of lines 134 thru 145)	\$ 1,511,703	\$ 1,315,876	

NAME OF RESPONDENT New Jersey Natural Gas Company		This Report is: <input checked="" type="checkbox"/> An Original <input type="checkbox"/> A Resubmission	Date of Report March 31, 2014	Year Ending Dec. 31, 2013
GAS OPERATION AND MAINTENANCE EXPENSES (Continued)				
Line No.	Account (a)	Amount for Current Year (b)	Amount for Previous Year (c)	
147	C. Liquefied Natural Gas Terminating and Processing Expenses			
148	Operation			
149	844.1 Operation Supervision and Engineering			
150	844.2 LNG Processing Terminal Labor and Expenses			
151	844.3 Liquefaction Processing Labor and Expenses			
152	844.4 Liquefaction Transportation Labor and Expenses			
153	844.5 Measuring and Regulating Labor and Expenses			
154	844.6 Compressor Station Labor and Expenses			
155	844.7 Communication System Expenses			
156	844.8 System control and Load Dispatching			
157	845.1 Fuel			
158	845.2 Power			
159	845.3 Rents			
160	845.4 Demurrage Charges			
161	(Less) 845.5 Wharfage Receipts-Credit			
162	845.6 Processing Liquefied or Vaporized Gas by Others			
163	846.1 Gas Losses			
164	846.2 Other Expenses			
165	TOTAL Operation (Total of lines 149 thru 164)	None	None	
166	Maintenance			
167	847.1 Maintenance Supervision and Engineering			
168	847.2 Maintenance of Structures and Improvements			
169	847.3 Maintenance of LNG Processing Terminal equipment			
170	847.4 Maintenance of LNG Transportation Equipment			
171	847.5 Maintenance of Measuring and Regulating Equipment			
172	847.6 Maintenance of Compressor Station Equipment			
173	847.7 Maintenance of Communication Equipment			
174	847.8 Maintenance of Other Equipment			
175	TOTAL Maintenance (Total of lines 167 thru 174)			
176	TOTAL Liquefied Nat Gas Terminating and Proc. Exp. (Total of lines 165 and 175)			
177	TOTAL Natural Gas Storage (Total of lines 125, 146, and 176)	\$ 1,511,703	\$ 1,315,876	

NAME OF RESPONDENT New Jersey Natural Gas Company		This Report is: <input checked="" type="checkbox"/> An Original <input type="checkbox"/> A Resubmission	Date of Report March 31, 2014	Year Ending Dec. 31, 2013
GAS OPERATION AND MAINTENANCE EXPENSES (Continued)				
Line No.	Account (a)	Amount for Current Year (b)	Amount for Previous Year (c)	
178	3. TRANSMISSION EXPENSES			
179	Operation			
180	850 Operation Supervision and Engineering	\$ 271,119	\$ 274,152	
181	851 System Control and Load Dispatching	474,015	435,206	
182	852 Communication System Expenses			
183	853 Compressor Station Labor and Expenses			
184	854 Gas for Compressor Station Fuel			
185	855 Other Fuel and Power for Compressor Station			
186	856 Mains Expenses	2,049,821	1,740,643	
187	857 Measuring and Regulating Station Expenses	799,136	726,187	
188	858 Transmission and Compression of Gas by Others			
189	859 Other Expenses	51,039	55,023	
190	860 Rents	-	-	
191	TOTAL Operation (Total of lines 180 thru 190)	3,645,130	3,231,211	
192	Maintenance			
193	861 Maintenance Supervision and Engineering			
194	862 Maintenance of Structures and Improvements	6,602	2,025	
195	863 Maintenance of Mains	375,631	361,297	
196	864 Maintenance of Compressor Station Equipment			
197	865 Maintenance of Measuring and Regulating Station Equipment	463,869	311,543	
198	866 Maintenance of Communication Equipment			
199	867 Maintenance of Other Equipment			
200	TOTAL Maintenance (Total of lines 193 thru 199)	846,102	674,865	
201	TOTAL Transmission Expenses (Total of lines 191 and 200)	4,491,232	3,906,076	
202	4. DISTRIBUTION EXPENSES			
203	Operation			
204	870 Operation Supervision and Engineering	1,038,671	787,089	
205	871 Distribution Load Dispatching	721,674	744,950	
206	872 Compressor Station Labor and Expenses			
207	873 Compressor Station Fuel and Power			

NAME OF RESPONDENT New Jersey Natural Gas Company		This Report is: <input checked="" type="checkbox"/> An Original <input type="checkbox"/> A Resubmission	Date of Report March 31, 2014	Year Ending Dec. 31, 2013
GAS OPERATION AND MAINTENANCE EXPENSES (Continued)				
Line No.	Account (a)	Amount for Current Year (b)	Amount for Previous Year (c)	
208	874 Mains and Services Expenses	5,567,353	5,069,700	
209	875 Measuring and Regulating Station Expenses-General	380,428	340,850	
210	876 Measuring and Regulating Station Expenses-Industrial	128,496	162,345	
211	877 Measuring and Regulating Station Expenses-City Gas Check Station	-	237	
212	878 Meter and House Regulator Expenses	1,875,953	1,559,439	
213	879 Customer Installations Expenses	8,186,525	7,998,476	
214	880 Other Expenses	4,750,356	4,046,573	
215	881 Rents	40,274	12,046	
216	TOTAL Operation (Total of lines 204 thru 215)	22,689,730	20,721,705	
217	Maintenance			
218	885 Maintenance Supervision and Engineering	761,047	740,722	
219	886 Maintenance of Structures and Improvements	440,357	334,591	
220	887 Maintenance of Mains	2,944,118	3,216,531	
221	888 Maintenance of Compressor Station Equipment			
222	889 Maintenance of Measuring and Regulating Station Equipment-General	1,125,841	955,338	
223	890 Maintenance of Meas. and Reg. Station Equipment-Industrial	44,103	46,171	
224	891 Maintenance of Meas. and Reg. Station Equip-City Gate Check Station	-	-	
225	892 Maintenance of Services	1,477,830	1,425,662	
226	893 Maintenance of Meters and House Regulators	1,021,664	927,653	
227	894 Maintenance of Other Equipment	16,754	(46)	
228	TOTAL Maintenance (Total of lines 218 thru 227)	7,831,714	7,646,622	
229	TOTAL Distribution Expenses (Total of lines 216 and 228)	30,521,444	28,368,327	
230	5. CUSTOMER ACCOUNTS EXPENSES			
231	Operation			
232	901 Supervision	549,425	500,990	
233	902 Meter Reading Expenses	4,691,871	4,667,982	
234	903 Customer Records and Collection Expenses	8,863,271	8,448,994	

NAME OF RESPONDENT New Jersey Natural Gas Company		This Report is: <input checked="" type="checkbox"/> An Original <input type="checkbox"/> A Resubmission	Date of Report March 31, 2014	Year Ending Dec. 31, 2013
GAS OPERATION AND MAINTENANCE EXPENSES (Continued)				
Line No.	Account (a)	Amount for Current Year (b)	Amount for Previous Year (c)	
235	904 Uncollectible Accounts	2,181,517	1,810,934	
236	905 Miscellaneous Customer Accounts Expenses	22,445,652	17,003,855	
237	TOTAL Customer Accounts Expenses (Total of lines 232 thru 236)	38,731,736	32,432,755	
238	6. CUSTOMER SERVICE AND INFORMATIONAL EXPENSES			
239	Operation			
240	907 Supervision	-	-	
241	908 Customer Assistance Expenses	15,506,810	11,430,409	
242	909 Informational and Instructional Expenses	149,867	376,576	
243	910 Miscellaneous Customer Service and Informational Expenses	18,750	19,500	
244	TOTAL Customer Service and Information Expenses (Total of lines 240 thru 243)	15,675,427	11,826,485	
245	7. SALES EXPENSES			
246	Operation			
247	911 Supervision	747,842	806,778	
248	912 Demonstrating and Selling Expenses	1,160,974	1,118,916	
249	913 Advertising Expenses	16,079	74,113	
250	916 Miscellaneous Sales Expenses	(2,495,098)	(2,098,713)	
251	TOTAL Sales Expenses (Total of lines 247 thru 250)	(570,203)	(98,906)	
252	8. ADMINISTRATIVE AND GENERAL EXPENSES			
253	Operation			
254	920 Administrative and General Salaries	18,512,805	16,515,951	
255	921 Office Supplies and Expenses	5,579,866	5,058,293	
256	(Less) 922 Administrative Expenses Transferred-credit	(6,288)	(21,821)	
257	923 Outside Services Employed	9,020,305	8,364,132	
258	924 Property Insurance	217,599	243,578	
259	925 Injuries and Damages	3,897,385	3,648,398	
260	926 Employee Pensions and Benefits	17,697,692	18,037,189	
261	927 Exchange Requirements	-	-	
262	928 Regulatory Commission Expenses	1,902,673	1,895,161	
263	(Less) 929 Duplicate Charges-Credit	-	-	
264	930.1 General Advertising Expenses	204,048	193,359	
265	930.2 Miscellaneous General Expenses	689,477	680,581	
266	931 Rents	1,472,599	1,558,917	
267	TOTAL Operation (Total of lines 254 thru 266)	59,188,161	56,173,738	
268	Maintenance			
269	935 Maintenance of General Plant	0	136	
270	TOTAL Administrative and General Expenses (Total of lines 267 and 269)	59,188,161	56,173,874	
271	TOTAL Gas O&M Expenses (Total of lines 97,177,201,229,237,244,251 and 270)	\$ 588,466,000	\$ 456,443,684	

Name of Respondent New Jersey Natural Gas Company	This Report is: (1) <input checked="" type="checkbox"/> An Original (2) <input type="checkbox"/> A Resubmission	Date of Report March 31, 2014	Year of Report Dec. 31, 2013
--	---	----------------------------------	---------------------------------

EXPLORATION AND DEVELOPMENT EXPENSES (Accounts 795, 796, 798)
(Except Abandoned Leases, Account 797)

1. Report below exploration and development costs for the year, exclusive of Account 797, *Abandoned Leases*, according to the prescribed accounts shown by the column headings.
2. Provide subheadings and subtotals for exploration and development costs for each State.

3. Explain in a footnote any difference between the amounts reported in column(f) and the amount shown on page 231, Preliminary Survey and Investigation Charges, for clearance to Account 796 during the year from Account 183.1, *Preliminary Natural Gas Survey and Investigation Charges*.

Line No.	Field (a)	County (b)	D____y Rentals (Account 796) (c)	Nonproductive Well Drilling (Account 796)		Other Exploration Costs (Accounts 796) (f)	Total (g)
				Number Of Wells (d)	Amount (e)		
1			NOT APPLICABLE				
2							
3							
4							
5							
6							
7							
8							
9							
10							
11							
12							
13							
14							
15							
16							
17							
18							
19							
20							
21							
22							
23							
24							
25							
26							
27	TOTAL						

ABANDONED LEASES (Account 797)

1. Report below particulars (details) concerning the provision for the year to cover probable loss on abandonment of natural gas leases included in Account 105, Gas Plant Held for Future Use which have never been productive.
2. Explain the basis of determining the year's provision and state whether the basis is the same as that used for the preceding year.

If the year's total provision is comprised of separate determinations with respect to certain groups or classes of leases. Show separately the determinations for each such group or class. If the provision was so determined that component amounts may be identified by territories, fields, or counties, show the component amounts identified as such.

Line No.	Item (a)	Amount (b)
1		
2		
3		
4		
5		
6		
7		
8		
9		
10	TOTAL	

NAME OF RESPONDENT New Jersey Natural Gas Company	This Report is: <input checked="" type="checkbox"/> An Original <input type="checkbox"/> A Resubmission	Date of Report March 31, 2014	Year of Report Dec. 31, 2013
--	---	----------------------------------	---------------------------------

GAS PURCHASES (Accounts 800, 800.1, 802, 803, 804, 804.1, 805, 805.1)

1. Provide totals for the following accounts.

- 800 Natural Gas Well Head Purchases
- 800.1 Natural Gas Well Head Purchases Intracompany Transfers
- 801 Natural Gas Field Line Purchases
- 802 Natural Gas Gasoline Plant Outlet Purchases
- 803 Natural Gas Transmission Line Purchase
- 804 Natural Gas City Gate Purchases
- 804.1 Liquefied Natural Gas Purchases
- 805 Other Gas Purchases
- 805.1 Purchase Gas Cost Adjustment

The totals shown in columns (b) and (c) should agree with the books of account. Reconcile any differences in a footnote.

2. State in column (b) the volume of purchased gas as finally measured for the purpose of determining the amount payable for the gas. Include current year receipts of make-up gas that was paid for in prior years.

3. State in column (c) the dollar amount (omit cents) paid and previously paid for the volumes of gas shown in column (b).

4. State in column (d) the average cost per MCF to the nearest hundredth of a cent. (Average means column (c) divided by column (b) multiplied by 100.

Line No.	Amount Title (a)	Gas Purchased - Mcf (14.73 pa 60°F) (b)	Cost of Gas (in dollars) (c)	Average Cost Per MCF (To nearest .01 of a cent) (d)
01	800 - Natural Gas Well Head Purchases			
02	800.1 - Natural Gas Well Head Purchases Intracompany Transfers			
03	801 - Natural Gas Field Line Purchases			
04	802 - Natural Gas Gasoline Plant Outlet Purchases			
05	803 - Natural Gas Transmission Line Purchases - column © ties to pg 319, Line 72.	108,890,202	\$ 412,683,232	\$ 3.7899
06	804 - Natural Gas City Gate Purchases			
07	804.1 - Liquefied Natural Gas Purchases			
08	805 - Other Gas Purchases	1,143	3,880	\$ 3.3942
09	805.1 Purchased Gas Cost Adjustment			
10	TOTAL (Enter Total of lines 01 thru 9)	108,891,345	\$ 412,687,112	\$ 3.7899

Notes to Gas Purchases

NAME OF RESPONDENT
New Jersey Natural Gas Company

This Report is:
 (1) An Original
 (2) A Resubmission

Date of Report
March 31, 2014

Year of Report
Dec. 31, 2013

GAS PURCHASES (Accounts 800, 800.1, 802, 803, 804, 804.1, 805, 805.1)

Line No.	Supplier/Producer (a)	Net Dth Purchased (b)	Total \$'s (c)	Per Dth (d)
1	2	0	929,255	
2	5	455,500	1,478,965	3.2469
3	12	0	8,405,077	
4	17	0	1,202,976	
5	19	0	130,872	
6	21	23,376,711	0	0.0000
7	30	0	728,790	
8	35	14,800	64,510	4.3588
9	49	0	3,880	
10	54	0	2,396,307	
11	55	0	75,273,659	
12	58	0	2,935,137	
13	65	852,370	5,293,919	6.2108
14	67	236,378	885,326	3.7454
15	68	104,920	390,523	3.7221
16	86	45,000	193,350	4.2967
17	97	27,500	96,305	3.5020
18	114	89,957	257,670	2.8644
19	116	185,100	667,329	3.6052
20	123	6,214,649	21,048,627	3.3869
21	127	939,600	2,469,894	2.6287
22	133	7,800	27,067	3.4701
23	144	2,405,223	8,859,157	3.6833
24	145	0	121,170,981	
25	152	97,300	363,712	3.7380
26	161	1,803,200	6,243,097	3.4622
27	174	3,209,713	11,209,080	3.4922
28	176	167,200	728,710	4.3583
29	207	500	1,730	3.4590
30	210	1,059,000	4,088,310	3.8605
31	216	245,713	918,824	3.7394
32	219	0	35,033	
33	221	215,200	836,946	3.8892
34	222	66,000	250,840	3.8006
35	224	665,290	2,331,377	3.5043
36	226	404,600	1,223,306	3.0235
37	228	100,259	353,022	3.5211
38	230	0	7,143,128	
39	231	952,695	3,475,973	3.6486
40	232	208,325	817,322	3.9233
41	233	883,600	2,944,470	3.3324
42	234	11,800	46,782	3.9646
43	239	1,412,800	5,256,094	3.7203
44	240	423,186	1,649,437	3.8977
45	242	2,258,829	7,744,177	3.4284
46	243	0	1,387,831	
47	247	15,000	54,441	3.6294

NAME OF RESPONDENT
New Jersey Natural Gas Company

This Report is:
 (1) An Original
 (2) A Resubmission

Date of Report
March 31, 2014

Year of Report
Dec. 31, 2013

GAS PURCHASES (Accounts 800, 800.1, 802, 803, 804, 804.1, 805, 805.1)

Line No.	Supplier/Producer (a)	Net Dth Purchased (b)	Total \$'s (c)	Per Dth (d)
48	251	382,281	1,743,817	4.5616
49	258	1,525,549	8,606,812	5.6418
50	259	106,511	397,783	3.7347
51	265	606,700	1,993,559	3.2859
52	267	4,147,350	14,831,682	3.5762
53	269	5,000	16,625	3.3250
54	272	827,203	3,009,455	3.6381
55	274	1,211,850	4,113,224	3.3942
56	275	21,091	55,144	2.6146
57	283	14,500	63,714	4.3941
58	284	751,448	2,869,273	3.8183
59	305	500	1,720	3.4400
60	308	57,700	207,660	3.5990
61	309	139,800	485,781	3.4748
62	312	457,300	1,627,039	3.5579
63	314	150,400	643,120	4.2761
64	316	0	8,088	
65	319	67,000	335,220	5.0033
66	328	10,500	31,669	3.0161
67	333	86,200	350,240	4.0631
68	334	99,874	398,045	3.9855
69	338	1,261,300	4,631,504	3.6720
70	345	209,438	770,066	3.6768
71	346	184,383	612,713	3.3230
72	347	1,042,627	3,822,842	3.6665
73	348	11,700	42,899	3.6666
74	349	501,654	1,805,056	3.5982
75	350	5,816	23,637	4.0642
76	353	185,576	692,548	3.7319
77	356	1,700	5,571	3.2771
78	357	880,914	2,530,737	2.8729
79	361	26,000	98,760	3.7985
80	368	0	440	
81	372	35,800	153,516	4.2882
82	374	0	9,303,904	
83	375	18,900	73,257	3.8760
84	377	61,200	249,740	4.0807
85	380	0	572,300	
86	386	134,080	455,129	3.3945
87	388	10,394	72,743	6.9986
88	391	1,041,700	3,550,859	3.4087
89	393	204,743	720,543	3.5193
90	394	2,484,500	8,841,482	3.5587
91	395	32,210,380	(9,599,354)	(0.2980)
92	396	5,885	26,420	4.4893
93	398	1,247,380	4,134,897	3.3149
94	399	528,300	1,697,383	3.2129

Name of Respondent New Jersey Natural Gas Company	This Report is: (1) <input checked="" type="checkbox"/> An Original (2) <input type="checkbox"/> A Resubmission	Date of Report March 31, 2014	Year of Report Dec. 31, 2013
--	--	---	--

Exchange and Imbalance Transactions

1. Report below details by zone and rate schedule concerning the gas quantities and related dollar amount of imbalances associated with system balancing and no-notice service. Also, report certificated natural gas exchange transactions during the year. Provide subtotals for imbalance and no-notice quantities for exchanges if respondent does not have separate zones, provide totals by rate schedule. Minor exchange transactions (less than 100,000 Dth) may be grouped.

Line No.	Zone/Rate Schedule (a)	Gas Received from Others Amount (b)	Gas Received from Others Dth (c)	Gas Delivered to Others Amount (d)	Gas Delivered to Others Dth (e)
1					
2	NOT APPLICABLE				
3					
4					
5					
6					
7					
8					
9					
10					
11					
12					
13					
14					
15					
16					
17					
18					
19					
20					
21					
22					
23					
24					
25	Total				

Name of Respondent New Jersey Natural Gas Company	This Report is: (1) <input checked="" type="checkbox"/> An Original (2) <input type="checkbox"/> A Resubmission	Date of Report March 31, 2014	Year of Report Dec. 31, 2013
--	---	----------------------------------	---------------------------------

EXCHANGE GAS TRANSACTIONS (Account 806, Exchange Gas)

- was received or paid in performance of gas exchange services.
3. List individually net transactions occurring during the year for each rate schedule.
4. Indicate points of receipt and delivery of gas so that they may be readily identified on a map of the respondent's pipeline system.

Exchange Gas Delivered			Excess Mcf Received or Delivered (h)	Debit (Credit) Account 806 (i)	Line No.
Point of Delivery (City, state, etc.) (e)	Mcf (f)	Debit (Credit) Account 174 (g)			
Not Applicable					1
					2
					3
					4
					5
					6
					7
					8
					9
					10
					11
					12
					13
					14
					15
					16
					17
					18
					19
					20
					21
					22
					23
					24
					25
					26
					27
					28
					29
					30
					31
					32
					33
					34
					35
					35
					36
					37
					38
					39
					40
					41
					42
					43
					44
					45

Name of Respondent New Jersey Natural Gas Company	This Report is:	Date of Report	Year of Report
	(1) <input checked="" type="checkbox"/> An Original (2) <input type="checkbox"/> A Resubmission	March 31, 2014	Dec. 31, 2013

EXCHANGE GAS TRANSACTIONS (Account 806, Exchange Gas) (Continued)

- was received or paid in performance of gas exchange services.
3. List individually net transactions occurring during the year for each rate schedule.
4. Indicate points of receipt and delivery of gas so that they may be readily identified on a map of the respondent's pipeline system.

Exchange Gas Delivered			Excess Mcf Received or Delivered (h)	Debit (Credit) Account 806 (i)	Line No.
Point of Delivery (City, state, etc.) (e)	Mcf (f)	Debit (Credit) Account 174 (g)			
	Not Applicable				1 2 3 4 5 6 7 8 9 10 11 12 13 14 15 16 17 18 19 20 21 22 23 24 25 26 27 28 29 30 31 32 33 34 35 35 36 37 38 39 40 41 42 43 44 45

Name of Respondent New Jersey Natural Gas Company	This Report is: (1) <input checked="" type="checkbox"/> An Original (2) <input type="checkbox"/> A Resubmission	Date of Report March 31, 2014	Year of Report Dec. 31, 2013
--	---	----------------------------------	---------------------------------

EXCHANGE GAS TRANSACTIONS (Account 806, Exchange Gas) (Continued)

5. Furnish any additional explanations needed to further explain the accounting for exchange gas transactions.

6. Report the pressure base of measurement of gas volumes at 14/73 psia at 60oF.

Line No.	Name of Company (Designate associated companies with an asterisk) (a)	Changes Paid or Payable by Respondent		Revenues Received or Relievable by Respondent		FERC Tariff Rate Schedule Identification (f)
		Amount (b)	Amount (c)	Amount (d)	Amount (e)	
1						
2						
3						
4						
5						
6						
7						
8						
9						
10						
11						
12						
13						
14						
15						
16						
17						
18						
19						
20						
21						
22						
23						
24						
25						
26						
27						
28						
29						
30						
31						
32						
33						
34						
35						
36						
37						
38						
39						
40						
41						
42						
43						
44						
45	TOTAL					

NOT APPLICABLE

NAME OF RESPONDENT
New Jersey Natural Gas Company

This Report is:
 An Original
 A Resubmission

Date of Report
(Mo, Da, Yr)
March 31, 2014

Year Ending
Dec. 31, 2013

SUMMARY OF GAS ACCOUNT

1. Report below the specified information called for on the schedule.

Line No.	Item (a)	Therms	
		(a)	(b)
1	Gas on hand, produced and purchased:		
2	On hand at beginning of year		
3	Local Storage	9,174,130	
4	Underground Storage (inventory)	188,847,200	
5	TOTAL on hand at beginning of year		198,021,330
6	Production (gross)		
7	Liquefied Petroleum Gas		
8	Synthetic Natural Gas		
9	Other		
10	TOTAL Production		
11	Purchases:		
12	Natural Gas	1,050,902,420	
13	Refinery Gas		
14			
15			
16			
17	TOTAL Purchases (Page G327)	1,050,902,420	
18	Less:		
19	Pipeline Retentions		
20	Utility Operations		
21	Weighted Avg. Factor		
22	PLUS: CAPACITY RELEASE & OTHER	1,084,156,440	
23	TOTAL Purchases (net)		2,135,058,860
24	TOTAL Gas Available for Distribution:		2,333,080,190
25			
26	Disposition of Total Gas Available for Distribution:		
27	Sales (Page G301)	2,177,754,970	
28	Gas Used by Respondent	1,279,730	
29	Gas Unaccounted For	(3,187,650)	
30	TOTAL Gas Disposition (page G523)		2,175,847,050
31			
32	On hand at end of year:		
33	Local Storage	8,712,170	
34	Underground Storage (inventory)	148,520,970	
35	TOTAL Gas on hand at end of year		157,233,140
36	TOTAL Gas Disposition and on hand at end of year		2,333,080,190

Line No. 27	SALES:		
	ON SYSTEM SALES	472,854,090	
	OFF SYSTEM SALES	<u>369,603,850</u>	
	PAGE 301 LINE 1	<u>842,457,940</u>	1,595,283,150
	PAGE 301 LINE 7	<u>254,691,900</u>	(580,563,900)
	PAGE 301C LINE 1	1,097,149,840	
	CAPACITY RELEASE	1,080,605,130	
	TOTAL of Line No. 27	<u>2,177,754,970</u>	

NAME OF RESPONDENT New Jersey Natural Gas Company	This Report is: <input checked="" type="checkbox"/> An Original <input type="checkbox"/> A Resubmission	Date of Report March 31, 2014	Year Ending Dec. 31, 2013
--	---	----------------------------------	------------------------------

GAS USED IN UTILITY OPERATIONS

1. Report below details of credits during the year to Accounts 810, 811, and 812.

2. If any natural gas was used by the respondent for which a charge was not made to the appropriate operating expense or other account, list separately in column (c) the Dth of gas used, omitting entries in column (d).

Line No.	Purpose for Which Gas Was Used (a)	Account Charged (b)	Natural Gas		Manufactured Gas	
			Gas Used (Dth) (c)	Amount of Credit (in dollars) (d)	Gas Used (Dth) (e)	Amount of Credit (f)
1	810 Gas Used for Compressor Station Fuel - Credit					
2	811 Gas Used for Products Extraction - Credit					
3	Gas Shrinkage, and Other Usage in Respondent's Own Processing					
4	Gas Shrinkage, etc. for Respondent's Gas Processed by Others					
5	812 Gas Used for Other Utility Operations - Credit (Report separately for each principal use. Group minor uses.)					
6	Company Use	0	127,974	\$ -	0	
7						
8						
9						
10						
11						
12						
13						
14						
15						
16						
17						
18						
19						
20						
21						
22						
23						
24						
25			127,974	\$ -	-	

Name of Respondent New Jersey Natural Gas Company	This Report is: (1) <input checked="" type="checkbox"/> An Original (2) <input type="checkbox"/> A Resubmission	Date of Report March 31, 2014	Year of Report Dec. 31, 2013
--	---	---	--

Transmission and Compression of Gas by Others (Account 858)

1. Report below details concerning gas transported or compressed for respondent by others equaling more than 1,000,000 Dth and amounts of payments for such services during the year. Minor items (less than 1,000,000) Dth may be grouped. Also, include in column (c) amounts paid as transition costs to an upstream pipeline.
2. In column (a) give name of companies, points of delivery and receipt of gas. Designate points of delivery and receipt so that they can be identified readily on a map of respondent's pipeline system.
3. Designate associated companies with an asterisk in column (b).

Line No.	Name of Company and Description of Service Performed (a)	* (b)	Amount of Payment (in dollars) (c)	Dth of Gas Delivered (d)
1				
2	NOT APPLICABLE			
3				
4				
5				
6				
7				
8				
9				
10				
11				
12				
13				
14				
15				
16				
17				
18				
19				
20				
21				
22				
23				
24				
25	Total			

NAME OF RESPONDENT
New Jersey Natural Gas Company

This Report is:
 An Original
 A Resubmission

Date of Report
March 31, 2014

Year Ending
Dec. 31, 2013

OTHER GAS SUPPLY EXPENSES (ACCOUNT 813)

1. Report other gas supply expenses by descriptive titles that clearly indicate the nature of such expenses. Show maintenance expenses, revaluation of monthly encroachments recorded in Account

117.4, and losses on settlements of imbalances and gas losses not associated with storage separately. Indicate the functional classification and purpose of property to which any expenses relate. List separately items of \$250,000 or more.

Line No.	Description	Amount (in dollars)
	(a)	(b)
1	Other Gas Supply Exp. - Payroll Charges	\$ 20,186
2	Miscellaneous Expenses	
3		
4		
5		
6		
7		
8		
9		
10		
11		
12		
13		
14		
15		
16		
17		
18		
19		
20		
21		
22		
23		
24		
25		\$ 20,186

NAME OF RESPONDENT New Jersey Natural Gas Company	This Report is: <input checked="" type="checkbox"/> An Original <input type="checkbox"/> A Resubmission	Date of Report March 31, 2014	Year Ending Dec. 31, 2013
--	---	----------------------------------	------------------------------

MISCELLANEOUS GENERAL EXPENSES (ACCOUNT 930.21)

1. Provide the information requested below on miscellaneous general expenses.

2. For Other Expenses, show the (a) purpose, (b) recipient and (c) amount of such items. List separately amounts of \$250,000 or more, however, amounts fees than \$250,000 may be grouped if the number of items of so grouped is shown.

Line No.	Description (a)	Amount (in dollars) (b)
1	Industry Association Dues.	\$ 689,477
2	Experimental and general research expenses. a. Gas Research Institute (GRI) b. Other - IGT	- -
3	Publishing and distributing information and reports to stockholders, trustee, registrar, and transfer agent fees and expenses; and other expenses of servicing outstanding securities of the respondent.	
4		
5		
6		
7		
8		
9		
10		
11		
12		
13		
14		
15		
16		
17		
18		
19		
20		
21		
22		
23		
24		
25	TOTAL	\$ 689,477

NAME OF RESPONDENT New Jersey Natural Gas Company	This Report is: <input checked="" type="checkbox"/> An Original <input type="checkbox"/> A Resubmission	Date of Report March 31, 2014	Year Ending Dec. 31, 2013
--	---	----------------------------------	------------------------------

DEPRECIATION, DEPLETION, AND AMORTIZATION OF GAS PLANT (ACCOUNTS 403,404.1,404.2,404.3,405)
(Except Amortization of Acquisition Adjustment)

1. Report in section A the amounts of depreciation expense, depletion and amortization for the accounts indicated and classified according to the plant functional groups shown.

2. Report in Section B, column (b) all depreciable or amortizable plant balances to which rates are applied and show a composite total. (If more desirable, report by plant account, subaccount or functional classifications other than those pre-printed in column (a). Indicate in a footnote the manner in which column (b) balances are

Section A. Summary of Depreciation, Depletion an Amortization Charges

Line No.	Functional Classification (a)	Depreciation Expense (Account 403) (b)	Amortization and Depletion of Producing Natural Gas Land and Land Rights (Account 404.1) (c)	Amortization of Underground Storage Land and Land Rights (Account 404.2) (d)
1	Intangible Plant			
2	Production plant, manufactured gas			
3	Production and gathering plant, natural gas	\$ -		
4	Products extraction plant			
5	Underground gas storage plant			
6	Other storage plant	1,193,494		
7	Base load LNG terminaling and processing plant			
8	Transmission plant	6,931,755		
9	Distribution plant	26,150,427		
10	General plant	4,281,057		
11	Common plant-gas			
12	TOTAL	\$ 38,556,733		

NAME OF RESPONDENT New Jersey Natural Gas Company	This Report is: <input checked="" type="checkbox"/> An Original <input type="checkbox"/> A Resubmission	Date of Report March 31, 2014	Year Ending Dec. 31, 2013
--	---	----------------------------------	------------------------------

DEPRECIATION, DEPLETION, AND AMORTIZATION OF GAS PLANT (ACCOUNTS 403,404.1,404.2,404.3,405)
(Except Amortization of Acquisition Adjustment) (Continued)

obtained. If average balances are used, state the method of averaging used. For column (c) report available information for each plant functional classification listed in column (a). If composite depreciation accounting is used, report available information called for in columns (b) and (c) on this basis. Where the unit-of-production method is used

to determine depreciation charges, shown in a footnote any revisions made to estimated gas reserves.
3. If provisions for depreciation were made during the year in addition to depreciation provided by application of reported rates, state in a footnote the amounts and nature of the provisions and the plant item to which related.

Section A. Summary of Depreciation, Depletion and Amortization Charges

Amortization of Other Limited-Term Gas Plant (Account 404.3) (e)	Amortization of Other Gas Plant (Account 405) (f)	Total (b to f) (g)	Functional Classification (f)	Line No.
			Intangible Plant	1
			Production plant, manufactured gas	2
		\$ -	Production and gathering plant	3
			Products extraction plant	4
			Underground gas storage plant	5
		1,193,494	Other storage plant	6
			Base load LNG terminaling & process	7
		6,931,755	Transmission plant	8
		26,150,427	Distribution plant	9
		4,281,057	General plant	10
			Common plant-gas	11
		\$ 38,556,733	TOTAL	12

NAME OF RESPONDENT New Jersey Natural Gas Company	This Report is: <input checked="" type="checkbox"/> An Original <input type="checkbox"/> A Resubmission	Date of Report March 31, 2014	Year Ending Dec. 31, 2013
--	---	----------------------------------	------------------------------

DEPRECIATION, DEPLETION, AND AMORTIZATION OF GAS PLANT (Continued)

4. Add rows as necessary to complete report all data. Number the addition rows in sequence as 2.01, 2.02, 3.01, 3.02, etc

Section B. Factors Used in Estimating Depreciation Charges

Line No.	Functional Classification (a)	Plant Bases (thousands) (b)	Applied Depreciation of Amortization Rates (percent) (c)
1	Production and gathering plant		
2	Offshore		
3	Onshore		
4	Underground gas storage plant		
5	Transmission plant		
6	Offshore		
7	Onshore		
8	General plant		
9			
10			
11			
12			
13			
14			
15	TOTAL		

Depreciation is computed on a straight line basis at the end of each fiscal year by applying rates approved by the BPU to the average annual balance of each plant account. The schedule at page 338A lists approved rates for all plant accounts effective October 3, 2008. in accordance with Board Order in Docket # GR07110889.

NAME OF RESPONDENT New Jersey Natural Gas Company	This Report is: <input checked="" type="checkbox"/> An Original <input type="checkbox"/> A Resubmission	Date of Report March 31, 2014	Year Ending Dec. 31, 2013
--	---	----------------------------------	------------------------------

NEW JERSEY NATURAL GAS COMPANY
DEPRECIATION RATES FOR GAS PLANT
EFFECTIVE JANUARY 1, 2010 - DECEMBER 31, 2010

Account	Description	Rate
PRODUCTION PLANT		
305.00	Structures & Improvements	0.00%
311.00	Liquid Petroleum Gas Equipment	0.00%
OTHER STORAGE PLANT		
361.00	Structures & Improvements	3.21%
362.00	Gas Holders	3.06%
363.20	Vaporizing Equipment	2.93%
363.30	Compressor Equipment	2.57%
363.40	Measuring & Regulating Equipment	2.73%
363.50	Other Equipment	2.59%
TRANSMISSION PLANT		
366.00	Structures & Improvements	3.12%
367.00	Mains	2.71%
369.00	Measuring & Regulating Equipment	2.71%
DISTRIBUTION PLANT		
375.01	Structures & Improvements	1.83%
376.00	Mains - Steel	1.56%
376.26	Mains - Plastic	2.37%
378.00	Measuring & Regulating Equipment	4.81%
380.01	Services - Steel	2.22%
381.21	Services - Plastic	2.35%
381.01	Meters	2.06%
382.02	Meters - Installations	2.73%
383.00	House Regulators	10 Year Amort
384.00	House Regulator Installations	10 Year Amort
385.00	Industrial Measuring & Regulating Equipment	2.37%
387.00	Other Equipment	6.46%
GENERAL PLANT		
390.02	Leasehold Improvements	3.27%
391.01	Furniture Fixtures & Equipment	25 Year Amort
391.02	Information Systems	5.62%
391.01	Data Handling Equipment	3.45%
391.04	Computer Software	20.05%
393.00	Stores Equipment	35 Year Amort
394.00	Tools, Shop & Garage Equipment	20 Year Amort
395.00	Laboratory Equipment	35 Year Amort
396.00	Power Operated Equipment	3.72%
397.00	Communication Equipment	3.13%

<p style="text-align: center;">NAME OF RESPONDENT New Jersey Natural Gas Company</p>	<p style="text-align: center;">This Report is: (1) <input checked="" type="checkbox"/> An Original (2) <input type="checkbox"/> A Resubmission</p>	<p style="text-align: center;">Date of Report March 31, 2014</p>	<p style="text-align: center;">Year Ending Dec. 31, 2013</p>
--	--	--	--

INCOME FROM UTILITY PLANT LEASED TO OTHERS (Account 412 and 413)

<p>1. Report below the following information with respect to utility property leased to others constituting an operating unit or system.</p> <p>2. For each lease show; (1) name of lessee and description and location of the leased property; (2) revenues; (3) operating expenses classified as to operation, maintenance, depreciation, rents, amortization; and (4) net income from lease for year. Arrange amounts so that deductions appear as a</p>	<p>subtraction from revenues, and income as the remainder.</p> <p>3. Provide a subheading and total for each utility department in addition to a total for all utility departments.</p> <p>4. Furnish particulars (details) of the method of determining the annual rental for the property.</p> <p>5. Designate with an asterisk associated companies.</p>
---	---

Line No.	
1	
2	
3	
4	
5	
6	NOT APPLICABLE
7	
8	
9	
10	
11	
12	
13	
14	
15	
16	
17	
18	
19	
20	
21	
22	
23	
24	
25	
26	
27	
28	
29	
30	
31	
32	
33	
34	
35	
36	
37	
38	
39	
40	
41	
42	
43	
44	
45	
46	

NAME OF RESPONDENT New Jersey Natural Gas Company	This Report is: <input checked="" type="checkbox"/> An Original <input type="checkbox"/> A Resubmission	Date of Report March 31, 2014	Year Ending Dec. 31, 2013
---	---	----------------------------------	------------------------------

PARTICULARS CONCERNING CERTAIN INCOME DEDUCTIONS AND INTEREST CHARGES ACCOUNTS

Report the information specified below, in the order given, for the respective income deduction and interest charges accounts.

(a) Miscellaneous Amortization (Account 425)-Describe the nature of items included in this account, the contra account charged, the total of amortization, charges for the year, and the period of amortization.

(b) Miscellaneous Income Deductions-Report the nature, payee, and amount of other income deductions for the year as required by Accounts 426.1, Donations: 426.2. Life Insurance; 426.3, Penalties; 426.4, Expenditures for Certain Civic, Political and Related Activities; and 426.5, Other Deductions, of the Uniform System of Accounts.

Amounts of less than \$250,000 may be grouped by classes within the above accounts.

(c) Interest on Debt to Associated Companies (Account 430)-For each associated company that incurred interest on debt during the year, indicate the amount and interest rate respectively for (a) advances on notes, (b) advances on open account, (c) notes payable, (d) accounts payable, and (e) other debt, and total interest. Explain the nature of other debt on which interest was incurred during the year.

(d) Other Interest Expense (Account 431) - Report details including the amount and interest rate for other interest charges incurred during the year.

Line No.	Item (a)	Amount (b)
1	Account 426 - Miscellaneous Income Deductions	
2		
3	Account 426.1 - Donations	
4	NJ Shares Program	\$ 534,682
5	Matching Gifts and Other Miscellaneous	3,200
6		<u>\$ 537,882</u>
7		
8		
9		
10	Account 431 - Other Interest Expense	
11	Commercial Paper 0.15%	\$ 213,275
12	Bank Notes	142
13	Customer Deposits 0.11%	6,028
14	Commitment and Remarketing Fees	925,764
15	Miscellaneous	46,186
16		<u>\$ 1,191,395</u>
17		
18		
19		
20		
21		
22	Accounts 425, 426.2, 426.3, 426.4, 426.5, and 430.	None
23		
24		
25		
26		
27		
28		
29		
30		
31		
32		
33		
34		
35		

Name of Respondent New Jersey Natural Gas Company	This Report is: (1) <input checked="" type="checkbox"/> An Original (2) <input type="checkbox"/> A Resubmission	Date of Report March 31, 2014	Year of Report Dec. 31, 2013
--	---	----------------------------------	---------------------------------

DISTRIBUTION TYPE SALES BY STATES

1. Report in total for each State, sales by classes of service. Report main line sales to residential and commercial consumers in total by states. Do not include field and main line sales to industrial consumers; these should be reported on pages 306-308, Field and Main Line industrial Sales of Natural Gas.

Line No.	Name of State (a)	Total Residential, Commercial and Industrial		Residential
		Operating Revenues (Total of (d), (f) and (h)) (b)	Mcf (14.73 psia at 60°F (Total of (e), (g) and (i)) (c)	Operating Revenues (d)
1	NOT APPLICABLE			
2				
3				
4				
5				
6				
7				
8				
9				
10				
11				
12				
13				
14				
15				
16				
17				
18				
19				
20				
21				
22				
23				
24				
25				
26				
27				
28				
29				
30				
31				
32				
33				
34				
35				
36				
37				
38				
39				
40				
41				
42				
43				
44				
45				
46				
47				
48				
49				

Name of Respondent New Jersey Natural Gas Company	This Report is: (1) <input checked="" type="checkbox"/> An Original (2) <input type="checkbox"/> A Resubmission	Date of Report March 31, 2014	Year of Report Dec. 31, 2013
--	---	----------------------------------	---------------------------------

RESIDENTIAL AND COMMERCIAL SPACE HEATING CUSTOMERS

A residential space heating customer is a customer whose major fuel for heating is gas.

Line No.	Item (a)	Residential (b)	Commercial (c)
1	Average Number of Space Heating Customers for the Year (Estimate if not known. Designate with an asterisk if estimated.)		
2	For Space Heating Only, Estimated Average Mcf (14.73 psia at 60°F) Per Customer for the Year		
3	Number of Space Heating Customers Added During the Year		
4	Number of Unfiled Applications for Space Heating at End of Year		

INTERRUPTIBLE, OFF PEAK, AND FIRM SALES TO DISTRIBUTION SYSTEM INDUSTRIAL CUSTOMERS

- | | |
|---|--|
| <ol style="list-style-type: none"> Report below the average number of interruptible, off peak, and firm industrial customers on local distribution systems of the respondent, and the Mcf of gas sales to these customers for the year. Interruptible customers are those to whom service may be interrupted under terms of the customer's gas contract, or to whom service is required to be interrupted, regardless of contractual arrangements in emergency periods, by law, | <p>ordinances, directive, or other requirement of government authority. State in a footnote the basis on which interruptible customers are reported.</p> <ol style="list-style-type: none"> Off peak sales are seasonal and other sales which do not occur during wintertime demands. Report pressure base of gas volumes at 14.73 psia at 60°F. |
|---|--|

Line No.	Item (a)	Number/Amount (b)
1	Interruptible Customers	
2	Average Number of Customers for the Year	
3	Mcf of Gas Sales for the Year	
4	Off Peak Customers	
5	Average Number of Customers for the Year	
6	Mcf of Gas Sales for the Year	
7	Firm Customers	
8	Average Number of Customers for the Year	
9	Mcf of Gas Sales for the Year	
10	TOTAL Industrial Customers	
11	Average Number of Customers for the Year	
12	Mcf of Gas Sales for the Year	

Name of Respondent New Jersey Natural Gas Company	This Report is: (1) <input checked="" type="checkbox"/> An Original (2) <input type="checkbox"/> A Resubmission	Date of Report March 31, 2014	Year of Report Dec. 31, 2013
--	--	---	--

FIELD AND MAIN LINE INDUSTRIAL SALES OF NATURAL GAS

- | | |
|---|---|
| <p>1. report below particulars (details) concerning sales of natural gas to industrial customers served other than from local distribution systems operated by the respondent. Classify between field sales and transmission sales and further subdivide these sales between sales subject to FERC certification and sales not requiring a FERC certificate. Include also any field and mail line sales, classified as Other Sales to Public Authorities and indicate such inclusion in a footnote. Field sales means sales made from wells, from points along gathering lines in gas field or production areas or from points along transmission lines within field or production areas. Transmission sales means sales made from points along transmission lines not within gas fields or production areas.</p> | <p>2. Natural gas means either natural gas unmixed, or any mixture of any natural and manufactured gas. Designate with an asterisk, however, any sales of mixed gas. In a footnote state the component of mixed gas, i.e., natural and refinery gases, natural and coke oven gases etc., and specify the approximate percentage of natural gas in the mixture.</p> <p>3. Report separately sales to each field and mail line industrial consumer to which sales of 50,000 Mcf or more were made during the year, grouped and totaled by State. Report other sales in total for each State, showing number of sales grouped.</p> <p>4. Provide separate grand totals for each State in addition to a grand total for all field and main line industrial sales.</p> |
|---|---|

Line No.	Name of Customer (Designate associated companies with an asterisk) (a)	Latest Effective Docket Number in Which Delivery Was Authorized (b)	Point of Delivery (State and county, or city) (c)	Type of Sale (See instr. 6) (d)	Approx. Btu Per Cu. Ft. (e)
1	NOT APPLICABLE				
2					
3					
4					
5					
6					
7					
8					
9					
10					
11					
12					
13					
14					
15					
16					
17					
18					
19					
20					
21					
22					
23					
24					
25					
26					
27					
28					
29					
30					
31					
32					
33					
34					
35					
36					
37					
38					
39					

Name of Respondent New Jersey Natural Gas Company	This Report is:	Date of Report	Year of Report
	(1) <input checked="" type="checkbox"/> An Original (2) <input type="checkbox"/> A Resubmission	March 31, 2014	Dec. 31, 2013

FIELD AND MAIN LINE INDUSTRIAL SALES OF NATURAL GAS (Continued)

- | | |
|---|---|
| <p>5. designate the entries in point of delivery, column (c), that they can be readily identified on map of the respondent's pipe line system.</p> <p>6. For column (d), use the following codes to designate type of sale: Firm 1: Off peak 2: Interruptible 3: Other 4. Define by appropriate footnote, the meaning of each term in describing the type of sale, indicating specifically any order of priority in service between types of sale and among sales of the same type.</p> <p>7. On each line following an entry in column (h), itemize separately the adjustment portion of the entry in column (h) (for example, purchased gas, tax, Btu or other rate adjustments). The difference between columns (g) and (h) should be the revenues resulting from the base contract rate named in the docket number entered in</p> | <p>column (b). Show the effect of purchased gas, tax, Btu, or other rate adjustment provision as the quotient of the total annual revenues received for the year from the application of each rate adjustment provision divided by the annual volume of gas delivered.</p> <p>8. For each sale of 50,000 Mcf or more per year at each point of delivery, show (a) in column (l) the noncoincidental peak day volume of delivery at pressure base indicated, (b) in column (m) the coincidental system peak day volume of delivery at pressure base indicated and (c) in column (k) the dates of the noncoincidental peak day deliveries. In a footnote state the date of the entire system peak day coincidental delivery. If an estimate is used for any peak day delivery, state the basis for such estimate in a footnote.</p> |
|---|---|

Mcf Sold (14.73 psia at 60°F) (f)	REVENUE				PEAK DAY DELIVERY TO CUSTOMERS			Line No.
	Total (To Nearest Dollar) (g)	Portion Due to Adjustments) (Itemize) (h)	Cents per Mcf (To nearest hundredth)		Date (Noncoin.) (k)	Mcf (14.73 psia at 60°F)		
			Total (i)	Portion Due to Adjustments (j)		Noncoincidental (l)	Coincidental (m)	
		NOT APPLICABLE						1
								2
								3
								4
								5
								6
								7
								8
								9
								10
								11
								12
								13
								14
								15
								16
								17
								18
								19
								20
								21
								22
								23
								24
								25
								26
								27
								28
								29
								30
								31
								32
								33
								34
								35
								36
								37
								38
								39

Name of Respondent New Jersey Natural Gas Company	This Report is: (1) <input checked="" type="checkbox"/> An Original (2) <input type="checkbox"/> A Resubmission	Date of Report March 31, 2014	Year of Report Dec. 31, 2013
--	--	---	--

FIELD AND MAIN LINE INDUSTRIAL SALES OF NATURAL GAS (Continued)

Line No.	Name of Customer (Designate associated companies with an asterisk) (a)	Latest Effective Docket Number in which Delivery was Authorized (b)	Point of Delivery (State and county, or city) (c)	Type of Sale (See instr. 6) (d)	Approx. Btu Per Cu. Ft. (e)
40	NOT APPLICABLE				
41					
42					
43					
44					
45					
46					
47					
48					
49					
50					
51					
52					
53					
54					
55					
56					
57					
58					
59					
60					
61					
62					
63					
64					
65					
66					
67					
68					
69					
70					
71					
72					
73					
74					
75					
76					
77					
78					
79					
80					
81					
82					
83					
84					
85					
86					
87					
88					
89					
90					

Name of Respondent New Jersey Natural Gas Company	This Report is:	Date of Report	Year of Report
	(1) <input checked="" type="checkbox"/> An Original (2) <input type="checkbox"/> A Resubmission	March 31, 2014	Dec. 31, 2013

FIELD AND MAIN LINE INDUSTRIAL SALES OF NATURAL GAS (Continued)

Mcf Sold (14.73 psia at 60°F) (f)	REVENUE			PEAK DAY DELIVERY TO CUSTOMERS			Line No.	
	Total (To Nearest Dollar) (g)	Portion Due to Adjustments) (Itemize) (h)	Cents per Mcf (To nearest hundredth)		Date (Noncoin.) (k)	Mcf (14.73 psia at 60°F)		
			Total (i)	Portion Due to Adjustments (j)		Noncoincidental (l)		Coincidental (m)
		NOT APPLICABLE						40
								41
								42
								43
								44
								45
								46
								47
								48
								49
								50
								51
								52
								53
								54
								55
								56
								57
								58
								59
								60
								61
								62
								63
								64
								65
								66
								67
								68
								69
								70
								71
								72
								73
								74
								75
								76
								77
								78
								79
								80
								81
								82
								83
								84
								85
								86
								87
								88
								89
								90

Name of Respondent New Jersey Natural Gas Company	This Report is: (1) <input checked="" type="checkbox"/> An Original (2) <input type="checkbox"/> A Resubmission	Date of Report March 31, 2014	Year of Report Dec. 31, 2013
--	--	---	--

NUMBER OF GAS DEPARTMENT EMPLOYEES

1. The data on number of employees should be reported for the payroll period ending nearest to October 31, or any payroll period ending 60 days before or after October 31.
2. If the respondent's payroll for the reporting period includes any special construction personnel, include such employees on line 3, and show the number of such special

construction employees in a footnote.
3. The number of employees assigned to the gas Department from joint functions or combination utilities May be determined by accurate, on the base of employee equivalents. Show the estimated number of equivalent employees attributed to the gas department from joint functions.

1. Payroll Period Ended (Date)	9/30/2013
2. Total Regular Full-Time Employees	602
3. Total Part-Time and Temporary Employees	6
4. Total Employees	608

Blank Page
[Next page is 350]

NAME OF RESPONDENT New Jersey Natural Gas Company	This Report is: <input checked="" type="checkbox"/> An Original <input type="checkbox"/> A Resubmission	Date of Report March 31, 2014	Year Ending Dec. 31, 2013
---	---	----------------------------------	------------------------------

REGULATORY COMMISSION EXPENSES (Account 928)

1. Report below details of regulatory commission expenses incurred during the current year (or in previous years, if being amortized) relating to formal cases before a regulatory body, or cases in which such a body was a party.

2. In column (b) and (c), indicate whether the expenses were assessed by a regulatory body or were otherwise included by the utility.

Line No.	Description (Furnish name of regulatory commission or body the docket number, and a description of the case) (a)	Assessed by Regulatory Commission (b)	Expenses of Utility (c)	Total Expenses to Date (d)	Deferred in Account 182.3 at Beginning of Year (e)
1					
2	CUA/CIP Program Cost		-		
3	CIP Discount Adjustment		-		
4					
5	BPU and Rate Counsel Assessment	\$ 1,901,457			
6	<u>Federal Regulatory Proceedings</u>				
7	Legal Services in Connection with		-	-	
8	Various FERC Dockets				
9					
10	State Regulatory Expenses		1,216		
11					
12					
13					
14					
15					
16					
17					
18					
19					
20					
21					
22					
23					
24					
25	TOTAL	\$ 1,901,457	\$ 1,216	\$ -	\$ -

NAME OF RESPONDENT New Jersey Natural Gas Company	This Report is: <input checked="" type="checkbox"/> An Original <input type="checkbox"/> A Resubmission	Date of Report March 31, 2014	Year Ending Dec. 31, 2013
--	---	-------------------------------------	------------------------------

REGULATORY COMMISSION EXPENSES (Continued)

- | | |
|--|---|
| 3. show in column (k) any expenses incurred in prior years that are being amortized. List in column (a) the period of amortization.
4. Identify separately all annual charge adjustments (ACA). | 5. List in column (f), (g), and (h) expenses incurred during year which were charges currently to income, plant, or other accounts.
6. Minor items (less than \$250,000) may be grouped. |
|--|---|

EXPENSES INCURRED DURING YEAR			AMORTIZED DURING YEAR			Deferred in Account 182.3 End of Year	Line No.
CHARGED CURRENTLY TO							
Department (f)	Account No. (g)	Amount (h)	Deferred to Account 182.3 (i)	Contra Account (j)	Amount (k)		
	928	-					1
	928	-					2
	928	1,901,457					3
	928	-					4
	928	-					5
	928	-					6
	928	-					7
	928	-					8
	928	-					9
	928	1,216					10
	928	-					11
	928	-					12
	928	-					13
	928	-					14
	928	-					15
	928	-					16
	928	-					17
	928	-					18
	928	-					19
	928	-					20
	928	-					21
	928	-					22
	928	-					23
	928	-					24
		\$ 1,902,673	\$ -		\$ -	\$ -	25

Name of Respondent New Jersey Natural Gas Company	This Report is: (1) <input checked="" type="checkbox"/> An Original (2) <input type="checkbox"/> A Resubmission	Date of Report March 31, 2014	Year of Report Dec. 31, 2013
--	---	----------------------------------	---------------------------------

RESEARCH, DEVELOPMENT, AND DEMONSTRATION ACTIVITIES

- | | |
|--|--|
| <p>1. Describe and show below costs incurred and accounts charged during the year for technological research, development, and demonstration (R, D & D) projects initiated, continued, or concluded during the year. Report also support given to others during the year for jointly-sponsored projects, (identify recipient regardless of affiliation.) For any R, D & D work carried on by the respondent in which there is a sharing of costs with others, show separately the respondent's cost for the year and cost chargeable to others. (See definition of research, development, and demonstration in Uniform System of Accounts.)</p> <p>2. Indicate in column (a) the applicable classification, as shown below. Classifications:</p> <p style="margin-left: 20px;">A. Gas R, D & D Performed Internally</p> <p style="margin-left: 40px;">(1) Pipeline</p> <p style="margin-left: 60px;">a. Design</p> <p style="margin-left: 60px;">b. Efficiency</p> | <p>(2) Compressor Station</p> <p style="margin-left: 20px;">a. Design</p> <p style="margin-left: 20px;">b. Efficiency</p> <p>(3) System Planning, Engineering, and Operation</p> <p>(4) Transmission Control and Dispatching</p> <p>(5) LNG Storage and Transportation</p> <p>(6) Underground Storage</p> <p>(7) Other Storage</p> <p>(8) New appliances and New Uses</p> <p>(9) Gas Exploration, Drilling, Production, and Recovery</p> <p>(10) Coal Gasification</p> <p>(11) Synthetic Gas</p> <p>(12) Environmental Research</p> <p>(13) Other (Classify and Include Items in Excess of \$5,000.)</p> <p>(14) Total Cost incurred</p> |
|--|--|

Line No.	Classification (a)	Description (b)
1		
2		
3		NOT APPLICABLE
4		
5		
6		
7		
8		
9		
10		
11		
12		
13		
14		
15		
16		
17		
18		
19		
20		
21		
22		
23		
24		
25		
26		
27		
28		
29		
30		
31		
32		
33		
34		
35		
36		
37		
38		

NOT APPLICABLE Name of Respondent New Jersey Natural Gas Company	This Report is:		Date of Report	Year of Report
	(1) <input checked="" type="checkbox"/> An Original (2) <input type="checkbox"/> A Resubmission		March 31, 2014	Dec. 31, 2013

RESEARCH, DEVELOPMENT, AND DEMONSTRATION ACTIVITIES (Continued)

- B. Gas, R, D & D performed Externally
- (1) Research Support to American Gas Association
 - (2) Research Support to Others (Classify)
 - (3) Total Cost incurred
3. Include in column (c) all R, D & D items performed internally and in column (d) those items performed outside the company costing \$5,000 or more, briefly describing the specific area of R, D & D (such as safety, corrosion control, pollution, automation, measurement, insulation, type of appliance, etc.). Group items under \$5,000 by classifications and indicate the number of items grouped. Under other, (A.(13) and B.(2)) classify items by type of R, D & D activity.
NOT APPLICABLE
- 4. Show in column (e) the account number charged with expenses during the year or the account to which amounts were capitalized during the year, listing Account 107 (Construction Work in Progress) first. Show in column (f) the amounts related to the account charged in column (e).
 - 5. Show in column (g) the total unamortized accumulation of costs of projects. This total must equal the balance in Account 188 Research, Development, and Demonstration Expenditures outstanding at the end of the year.
 - 6. If costs have not been segregated for R, D & D activities or projects, submit estimates for columns (c), (d) and (f) with such amounts identified by "Est."
 - 7. Report separately research and related testing facilities operated by the respondent.

Costs Incurred Internally Current Year (c)	Costs Incurred Internally Current Year (d)	AMOUNTS CHARGED IN CURRENT YEAR		Unamortized Accumulation (g)	Line No.
		Account (e)	Amount (f)		
					1
					2
					3
					4
					5
					6
					7
					8
					9
					10
					11
					12
					13
					14
					15
					16
					17
					18
					19
					20
					21
					22
					23
					24
					25
					26
					27
					28
					29
					30
					31
					32
					33
					34
					35
					36
					37
					38

NAME OF RESPONDENT
New Jersey Natural Gas Company

This Report is:
 An Original
 A Resubmission

Date of Report
March 31, 2014

Year Ending
Dec. 31, 2013

DISTRIBUTION OF SALARIES AND WAGES

Report below the distribution of total salaries and wages for the year. Segregate amounts originally charged to clearing accounts to Utility Departments. Construction, Plant Removals, and other Accounts and enter such amounts in the appropriate lines and columns provided.

In determining this segregation of salaries and wages originally charged to clearing accounts, a method of approximation giving substantially correct results may be used. When reporting detail of other accounts, enter as many rows as necessary numbered sequentially starting with 74.01, 74.02, etc..

Line No.	Classification	Direct Payroll Distribution	Allocation Payroll Charged for Clearing Accounts	Total
1	Electric			
2	Operation			
3	Production			
4	Transmission			
5	Distribution			
6	Customer Accounts			
7	Customer Service and Informational			
8	Sales			
9	Administrative and General			
10	TOTAL Operation (Total of lines 3 thru 9)			
11	Maintenance			
12	Production			
13	Transmission			
14	Distribution			
15	Administrative and General			
16	TOTAL Maintenance (Total of lines 12 thru 15)			
17	Total Operation and Maintenance			
18	Production (Total of lines 3 thru 12)			
19	Transmission (Total of lines 4 and 13)			
20	Distribution (Total of lines 5 thru 14)			
21	Customer Accounts (line 6)			
22	Customer Service and Informational (line 7)			
23	Sales (line 8)			
24	Administrative and General (Total of lines 9 and 15)			
25	TOTAL Operation and Maintenance (Total of lines 18 thru 24)			
26	Gas			
27	Operation			
28	Production - Manufactured Gas (Relates to LNG)	\$ 73,001	\$ -	\$ 73,001
29	Production - Natural Gas (Including Exploration and Development)	-	-	-
30	Other Gas Supply	14,351	255,848	270,199
31	Storage, LNG Terminaling and Processing	201,888	15,531	217,419
32	Transmission	1,170,948	14,644	1,185,592
33	Distribution	14,279,768	561,016	14,840,784
34	Customer Accounts	11,162,460	210,449	11,372,909
35	Customer Service and Informational	855,037	-	855,037
36	Sales	1,533,710	31,758	1,565,468
37	Administrative and General	8,724,442	62,578	8,787,020
38	TOTAL Operation (Total of lines 28 thru 37)	38,015,605	1,151,824	39,167,429
39	Maintenance			
40	Production - Manufactured Gas	72,541	-	72,541
41	Production - Natural Gas (including Exploration and Development)	-	-	-
42	Other Gas Supply	-	-	-
43	Storage, LNG Terminaling and Processing	209,024	1	209,025
44	Transmission	543,668	21,575	565,243
45	Distribution	7,508,635	273,470	7,782,105
46	Administrative/General	-	-	-
47	TOTAL Maintenance (Total of lines 40 thru 46)	8,333,868	295,046	8,628,914

NAME OF RESPONDENT
New Jersey Natural Gas Company

This Report is:
 An Original
 A Resubmission

Date of Report
March 31, 2014

Year Ending
Dec. 31, 2013

DISTRIBUTION OF SALARIES AND WAGES (Continued)

Line No.	Classification (a)	Direct Payroll Distribution (b)	Allocation Payroll Charged for Clearing Accounts (c)	Total (d)
18	Gas (Continued)			
19	Total Operation and Maintenance			
20	Production - Manufactured Gas (Total of lines 28 and 40)	145,542	-	145,542
21	Production - Natural Gas (including Expl. and Dev.) lines 29 & 40	-	-	-
22	Other Gas Supply (Total of lines 30 and 42)	14,351	255,848	270,199
23	Storage, LNG Terminaling and Processing (Total of lines 31 & 43)	410,912	15,532	426,444
24	Transmission (Total of lines 32 and 44)	1,714,616	36,219	1,750,835
25	Distribution (Total of lines 33 and 45)	21,788,403	834,486	22,622,889
26	Customer Accounts (Total of line 34)	11,162,460	210,449	11,372,909
27	Customer Service and Informational (Total of line 35)	855,037	-	855,037
28	Sales (Total of line 36)	1,533,710	31,758	1,565,468
29	Administrative and General (Total of lines 37 and 46)	8,724,442	62,578	8,787,020
30	TOTAL Operations & Maintenance	46,349,473	1,446,870	47,796,343
31	Operation and Maintenance - Other Utility Dept.			-
32	TOTAL ALL Utility Dept. (Total of lines 25, 59, and 61)	46,349,473	1,446,870	47,796,343
33	Utility Plant			
34	Construction (By Utility Departments)			
35	Electric Plant			-
36	Gas Plant	1,424,243	5,128,260	6,552,503
37	Other			-
38	TOTAL Construction (Total of lines 65 thru 67)	1,424,243	5,128,260	6,552,503
39	Plant Removal (By Utility Departments)			
40	Electric Plant			-
41	Gas Plant	1,085,906	1,200,172	2,286,078
42	Other			-
43	TOTAL Plant Removal (Total of lines 70 thru 72)			-
44	Other Accounts (specify)	1,085,906	1,200,172	2,286,078
4.1				
4.2				
4.3				
4.4				
4.5				
4.6				
4.7				
4.8				
4.9				
4.1				
4.11				
4.12				
4.13				
4.14				
4.15				
4.16				
4.17				
4.18				
4.19				
5	TOTAL Other Accounts			
6	TOTAL SALARIES AND WAGES	\$ 48,859,622	\$ 7,775,302	\$ 56,634,924

NAME OF RESPONDENT
New Jersey Natural Gas Company

This Report is:
 An Original
 A Resubmission

Date of Report
March 31, 2014

Year Ending
Dec. 31, 2013

CHARGES FOR OUTSIDE PROFESSIONAL AND OTHER CONSULTATIVE SERVICES

1. Report the information specified below for all charges made during the year included in any account (including plant accounts) for outside consultative and other professional services. These services include rate, management, construction, engineering, research, financial, valuation, legal, accounting, purchasing, advertising, labor relations, and public relations, rendered for the respondent under written or oral arrangement, for which aggregate payments were made during the year to any corporation partnership, organization of

any kind, or individual (other than for services as an employee or for payments made for medical and related services) amounting to more than \$250,000, including payments for legislative services, except those which should be reported in Account (426.4 Expenditures for Certain civic. Political and Related Activities.

(a) Name of person or organization rendering services.

(b) Total charges for the year.

2. Designate associated companies with an asterisk in column (b).

Line No.	Description (a)	(b)	Amount (in dollars) (c)
1	Arcadis US Inc.; Denver, CO	Engineering Services	1,211,022
2	Connell Foley; Roseland, NJ	Legal Services	253,112
3	Environmental Resources Management Inc; Philadelphia, PA	Construction Services	253,461
4	GEI Consultants; Glastonbury, CT	Engineering Services	362,490
5	Gray Supply Company; Randolph, NJ	Construction Services	50,393,156
6	Haley & Aldrich; Parsippany, NJ	Engineering Services	575,805
7	JF Kiely Construction; Long Branch, NJ	Construction Services	49,221,252
8	K Moorea LLC DBA Traffic Plan; Farmindale, NJ	Traffic Control Services	2,885,967
9	Marino Tortorell & Boyle PC; Chatam, NJ	Legal Services	320,017
10	NACR	Management Services	821,272
11	Northeast Utilities; Hartford, CT	Construction Services	367,694
12	Trissential LLC; Minneapolis, MN	Management Services	1,288,078
13	UGI Utilities; Reading, PA	Construction Services	510,966
14	Until; Concord, NH	Construction Services	633,483
15	Utiliquest LLC; Atlanta, GA	Markout Contractor	3,136,102
16	WRS Infracture & Environment; Tampla, FL	Construction Services	1,780,313
17			
18			
19			
20			
21			
22			
23			
24			
25			
26			
27			
28			
29			
30			
31			
32			
33			
34			
35			

Name of Respondent	This Report Is: (1) <input type="checkbox"/> An Original (2) <input type="checkbox"/> A Resubmission	Date of Report (Mo, Da, Yr) MARCH	Year/Period of Report End of 2013
--------------------	--	---	--------------------------------------

Transactions with Associated (Affiliated) Companies

1. Report below the information called for concerning all goods or services received from or provided to associated (affiliated) companies amounting to more than \$250,000.
2. Sum under a description "Other", all of the aforementioned goods and services amounting to \$250,000 or less.
3. Total under a description "Total", the total of all of the aforementioned goods and services.
4. Where amounts billed to or received from the associated (affiliated) company are based on an allocation process, explain in a footnote the basis of the allocation.

Line No.	Description of the Good or Service (a)	Name of Associated/Affiliated Company (b)	Account(s) Charged or Credited (c)	Amount Charged or Credited (d)
1	Goods or Services Provided by Affiliated Company			
2				
3				
4				
5				
6				
7				
8				
9				
10				
11				
12				
13				
14				
15				
16				
17				
18				
19				
20	Goods or Services Provided for Affiliated Company			
21				
22				
23				
24				
25				
26				
27				
28				
29				
30				
31				
32				
33				
34				
35				
36				
37				
38				
39				
40				

NAME OF RESPONDENT New Jersey Natural Gas Company	This Report is: (1) <input checked="" type="checkbox"/> An Original (2) <input type="checkbox"/> A Resubmission	Date of Report March 31, 2014	Year Ending Dec. 31, 2013
---	---	----------------------------------	------------------------------

NATURAL GAS RESERVES AND LAND ACREAGE

- 1 Report below particulars (details) concerning the remaining recoverable saleable gas reserves and natural gas land acreage at end of year. Designate gas reserves on acreage acquired before October 8, 1969, and reserves on acreage acquired after October 7, 1969.
- 2 Classify the gas reserves and related land and land rights and costs under the sub-headings; (A) Producing Gas Lands, and (B) Non-producing Gas Lands. Provide a total for each classification.
3. For producing gas lands, report the required information alphabetically by State, County, or offshore area, and field.

If the field name is not assigned, report as "unnamed." identify offshore fields according to their location in State or Federal domains by using the letter "S" for State domain, and "F" for Federal domain in column (a). For column (b), enter the zone number if applicable. The land, household, and gas rights costs so reported should agree with the amounts carried under Account 101, *Gas Plant in Service*, and as reported for Accounts 325.1, 325.2, and 325.3 on pages 204-205. In column (e) show for each field the year and remaining recoverable saleable gas reserves available to respondent from owned lands, leaseholds and gas rights.

Line No.	OFFSHORE AREA		Name of Field or Block (c)	Name of State/ County/Offshore Area (d)	Recoverable Gas Reserves (Thousands Mcf) (e)	Owned Lands
	Domain (a)	Zone (b)				Acres (f)
1			A. PRODUCING GAS LANDS	NOT APPLICABLE		
2						
3						
4						
5						
6						
7						
8						
9						
10						
11						
12						
13						
14						
15						
16						
17						
18						
19						
20						
21						
22						
23						
24						
25						
26						
27						
28						
29						
30						
31						
32						
33						
34						
35						
36						
37						
38						
39						
40	TOTAL					

<p style="text-align: center;">NAME OF RESPONDENT New Jersey Natural Gas Company</p>	<p>This Report is: (1) <input checked="" type="checkbox"/> An Original (2) A Resubmission</p>	<p>Date of Report March 31, 2014</p>	<p>Year Ending Dec. 31, 2013</p>
--	---	--	--------------------------------------

NATURAL GAS RESERVES AND LAND ACREAGE

4. For non-producing gas lands, report the required information alphabetically by State, County, or offshore area by blocks. Report offshore lands in the same manner as producing gas lands. The land, leasehold, and gas rights costs reported should agree with the amounts carried under Accounts 105, Gas Plant Held for Future Use, and 105.1, Production Properties held for Future Use, and reported in total on pages 214 and 215. Do not report estimates of gas reserves (column (e)) for unproven fields; however, if the company made estimates for such lands and normally includes such estimates in stating its reserve position in connection with proposed financing and for managerial and other purposes, include such estimates on this page.

- 5. Report the cost of lands, leaseholds, and gas rights in accordance with the provisions of the Uniform System of Accounts for Natural Gas Companies.
- 6. For columns (j) and (k), do not duplicate acreages reported for owned lands and leaseholds. Designate with an asterisk royalty interests separately owned.
- 7. Indicate by footnote whether acres reported are gross acres or net acres based on proportion of ownership in jointly owned tracts.
- 8. Do not include oil mineral interests in the cost of acreage reported.
- 9. Report volumes on a pressure base of 14.73 psia at 60°F.

OWNED LANDS (Cont.)	LEASEHOLDS		OWNED GAS RIGHTS		TOTAL		Line No.
Cost (g)	Acres (h)	Cost (i)	Acres (j)	Cost (k)	Acres (l)	Cost (m)	
				NOT APPLICABLE			1
							2
							3
							4
							5
							6
							7
							8
							9
							10
							11
							12
							13
							14
							15
							16
							17
							18
							19
							20
							21
							22
							23
							24
							25
							26
							27
							28
							29
							30
							31
							32
							33
							34
							35
							36
							37
							38
							39
TOTAL							40

NAME OF RESPONDENT New Jersey Natural Gas Company	This Report is: (1) <input checked="" type="checkbox"/> An Original (2) <input type="checkbox"/> A Resubmission	Date of Report March 31, 2014	Year Ending Dec. 31, 2013
---	---	----------------------------------	------------------------------

CHANGES IN ESTIMATED NATURAL GAS RESERVES

1. Report below changes (made during the year) in estimated recoverable natural gas reserves of the respondent on acreage acquired before October 8, 1969.

2. In explanations of revisions of basic reserve estimates, identify the changes with the production areas, fields, and horizons as shown on pages 500-501, natural gas reserves. State the type of studies by which change in the reserve estimates was determined, and furnished such other pertinent explanations as appropriate.

3. For any important changes in the estimated reserves due to purchases, sales, or exchanges or natural gas lands, leaseholds, or gas rights, furnish below a brief explanation of the transactions and the Mcf of gas reserves involved.

4. The gas reserves and changes therein to be reported in column (d) are those associated with lands, lease holds, and gas rights included in Account 105, Gas Plant Held for Future Use. (See Gas Plant Accounts instruction 7Gof the U.S. of A.). Do not report estimates of gas reserves for unproven fields; however, if the company has made estimates for such lands and normally

includes such estimates in stating its reserve position in connection with proposed financing and for managerial and other purposes, include such estimates on this page and on pages 500-501. Indicate in a footnote the inclusion of such reserve estimates.

5. If the respondent submitted estimates of natural gas reserves to the Commission during the year in connection with any proceeding, such as an application for certificate of convenience and necessity, state in a footnote the amount of such reserve estimate, date of submission and docket number of case with respect to which submitted. Explain that the estimates submitted may differ in amount with the reserves shown on this page and state the estimated amount of difference and the reasons for the difference.

6. Submit each additional information as may be appropriate concerning the size and dependability of natural gas reserves associated with lands, leaseholds, and gas rights owned by the respondent for which reserve estimates are not reported on this page or on pages 500-501.

7. Report pressure base of gas volumes at 14.73 psia at 60°F.

Line No.	Item	Total Gas Reserves (Thousands Mcf)	Reserves of Lands, Leaseholds, and Gas Rights in Service (Thousands Mcf)	Reserves of Lands, Leaseholds, and Gas Rights Held for Future Use (Thousands Mcf)
(a)	(b)	(c)	(d)	
1	Estimated Natural Gas Reserves at Beginning of Year			
2	ADDITIONS			
3	Purchases and Exchanges of Lands, Leaseholds, and Gas Rights			
4	Transfer from Reserves Held for Future Use			
5	Upward Revision of Basic Reserve Estimates (Explain)			
6	Other increases (Explain in a footnote)			
7	TOTAL Additions (Enter Total of lines 3 thru 6)			
8	DEDUCTIONS			
9	Natural Gas Production During Year			
10	Sales and Exchanges of Lands, Leaseholds, and Gas Rights			
11	Transfer of Reserves Held for Future Use to Reserves in Service			
12	Download Revision of Estimates of Recoverable Natural Gas Reserves (Explain)			
13	Other Decreases Explain)			
14	TOTAL Deductions (Enter Total of lines 9 thru 13)			
15	Est. Nat. Gas Reserves at End of Year (Total of lines 1, 7, and 14)			

Notes to Changes in Estimated Natural Gas Reserves

NAME OF RESPONDENT New Jersey Natural Gas Company	This Report is: (1) <input checked="" type="checkbox"/> An Original (2) <input type="checkbox"/> A Resubmission	Date of Report March 31, 2014	Year Ending Dec. 31, 2013
--	---	----------------------------------	------------------------------

CHANGES IN ESTIMATED HYDROCARBON RESERVES AND COSTS, AND NET REALIZABLE VALUE

1. Report changes during the year in recoverable saleable reserves of the respondent located on acreage acquired after October 7, 1963. Have the reported reserves attested to every three years by an independent appraiser. File the attestation with the Commission along with this report. If the reserves, at the time the reserve determination is made, significantly differ from those reported on this page, file a reconciliation and explanation of such differences along with the attestation.

2. For any important changes in the estimated reserves due to purchases, sales, or exchanges of land, leaseholds, or rights, furnish on page 505 a brief explanation of the transactions and

reserves involved. Also, explain the criteria used to estimate the net realizable value of reserves.

3. For column (d), report the reserves and changes associated with lands, leaseholds, and rights included in Account 105.1, Production Properties Held for Future Use. (See Gas Plant Accounts Instruction 7G of the U.S. of A.)

4. Report pressure base of gas volumes at 14.73 psia at 60°F.

5. For line 16 base the net realizable value of hydrocarbon reserves on the current selling price of the hydrocarbon reserves less estimated costs of extraction, completion, and disposal.

Line No.	Items (a)	Total Reserves Gas (Thousands Mcf) (b)	In Service Gas (Thousands Mcf) (c)	Held for Future Use Gas (Thousands Mcf) (d)	Total Reserves Oil and Liquids (Barrels) (e)	Total Reserves Oil and Liquids (Barrels) (f)
1	Estimated Recoverable Reserves at Beginning of Year					
2	ADDITIONS					
3	Purchases and Exchanges of Lands, Leaseholds, and Rights					
4	Transfers from Reserves Held for Future Use					
5	Upward Revision of Basic Reserve Estimates (Explain in a footnote)		NOT APPLICABLE			
6	Other Increases (Explain in a footnote)					
7	TOTAL Additions (Lines 3 thru 6)					
8	DEDUCTIONS					
9	Production During Year					
10	Sales and Exchanges of Lands, Leaseholds, and Rights					
11	Transfers of Reserves Held for Future Use to Reserves in Service					
12	Downward Revision of Estimates of Recoverable Reserves (Explain in a footnote)					
13	Other Decreases (Explain in a footnote)					
14	TOTAL Deductions (Lines 9 thru 13)					
15	Estimates Recoverable Reserves at End of Year (Enter Total of lines 1,7, and 14)					
16	Net Realizable Value at End of Reporting Year (Explain on page 505): \$					

NOTES

<p style="text-align: center;">NAME OF RESPONDENT New Jersey Natural Gas Company</p>	<p>This Report is: (1) <input checked="" type="checkbox"/> An Original (2) <input type="checkbox"/> A Resubmission</p>	<p>Date of Report March 31, 2014</p>	<p>Year Ending Dec. 31, 2013</p>
--	--	--	--------------------------------------

0

Explain below items for which explanations are required on page 504, Changes in Estimated Hydrocarbon Reserves and Costs, and Net Realizable Value. For line 16 on page 504, explain the criteria used to estimate such value and provide an explanation of any significant revision in the value of the reserves, other than from the addition of new reserves.

NOT APPLICABLE

NAME OF RESPONDENT New Jersey Natural Gas Company		This Report is: (1) <input checked="" type="checkbox"/> An Original (2) <input type="checkbox"/> A Resubmission	Date of Report March 31, 2014	Year Ending Dec. 31, 2013	
NATURAL GAS PRODUCTION AND GATHERING STATISTICS					
<p>1. The items of plant costs and expenses, lines 1 to 25, represent contributions of accounts prescribed in the Uniform System of Accounts.</p> <p>2. Plant costs, line 2 to 13 of column (b), should agree with the Gas Production and Gathering Plant entry reported on page 204, Gas Plant in service.</p> <p>3. Expenses, lines 15 to 25 in column (b) should agree with the total Gas Production and Gathering expenses reported on page 320.</p> <p>4. Report the pressure base at 14.73 psia at 60°F.</p> <p>5. In column (c) show costs and expenses relating to leases acquired on or before October 7, 1969.</p> <p>6. In column (d) show costs and expenses relating to leases acquired on or after October 8, 1969.</p> <p>7. In column (e) show cost and expense relating to the gathering system.</p>					
Line No.	Item (a)	Total (c, d and e) (b)	Total Cost and Expenses		
			Old (c)	New (d)	Gathering (e)
1	Production and Gathering Plant				
2	Natural Gas Producing Land, Leaseholds and Gas Rights		NOT APPLICABLE		
3	Rights-of-Way				
4	Other Land and Land Rights				
5	Gas Wells				
6	Field Lines				
7	Field Compressor Standards				
8	Field Measuring and Regulating Stations				
9	Drilling and Cleaning Equipment				
10	Purification Plant				
11	Other Plant and Equipment				
12	Unsuccessful Exploration & Development Costs				
13	TOTAL Production and Gathering Plant (Enter Total of lines 2 thru 12)				
14	Production and Gathering Expenses (Except Depreciation, Depletion and Taxes)				
15	Supervision and Engineering				
16	Production Maps and Records				
17	Gas Well Expenses				
18	Field Line Expenses				
19	Field Compressor Station Expenses				
20	Field Measuring and Regulating Station Expenses				
21	Purification Expenses				
22	Mtce. of Drilling and Cleaning Equipment				
23	Gas Well Royalties				
24	Other Expenses				
25	Rents (Other Than Delay Rentals)				
26	TOTAL Operation and Maintenance Expenses, (Enter Total of lines 15 thru 25)				
27	Amortization and Depletion Expenses				
28	Depreciation Expenses				
29	Taxes (Other Than Income)				
30	TOTAL (Enter Total of lines 27 thru 29)				
31	Gas Produced (in Mcf)				

NAME OF RESPONDENT New Jersey Natural Gas Company	This Report is:	Date of Report	Year Ending
	(1) <input checked="" type="checkbox"/> An Original (2) <input type="checkbox"/> A Resubmission	March 31, 2014	Dec. 31, 2013

PRODUCTS EXTRACTION OPERATIONS - NATURAL GAS

1. Report below particulars (detail) of operation by the respondent for recovery of gasoline, butane, propane, etc., from natural gas.

2. If the respondent received any gas from others for extraction of products, attach a supplemental statement giving particulars (details) of such transactions, State (a) name of company from which such gas was received, (b) name of station in which the gas was processed, (c) Mcf (14.73 psia at 60°F) of gas received, (d) amount paid for the privilege of extracting products,

and (a) account to which amount was charged. Minor quantities of gas received for processing may be reported in total for each extraction plant. Designate with an asterisk associated companies.

3. Report expenses relating to operation and maintenance of products extraction facilities, excluding those expenses not so related, such as royalties, marketing expense, products purchased for sales, inventory variations, credits for products used, and including rents and maintenance related to extraction plant facilities.

Line No.	NOT APPLICABLE	Item (a)	Total/Item (in Dollars) (b)
1		COST OF PLANT	
2		Land and Land Rights	
3		Structures	
4		Equipment	
5		TOTAL Plant (Enter Total of lines 2 thru 4)	
6		EXPENSES	
7		Supervision and Labor	
8		Gas Shrinkage	
9		Fuel	
10		Power	
11		Other	
12		Maintenance	
13		Rents	
14		TOTAL Expenses (Enter Total of lines 7 thru 13)	
15		For Line 9, Do Fuel Costs Include Gas Used from Company's Own Supply?	<input type="checkbox"/> Yes <input type="checkbox"/> No
16		OPERATING AND STATISTICAL DATA	
17		Products Extracted	
18		Gasoline (Gallons)	
19		Butane (Gallons)	
20		Propane (Gallons)	
21		Other	
22		Gasoline in Storage at End of Year (Gallons)	
23		Gas Processed Data	
24		Respondent's Gas processed Inputs (Mcf)	
25		Gas of Others Processed (Mcf)	
26		Shrinkage of Gas Processed (Mcf)	
27		Gas Used for Fuel (Mcf)	
28		Pressure Base of Measuring Mcf if Different from 14.73 psia at 60°F	
29		Type of Extraction Process	
30		Capacities	
31		Gas Treating Capacity (Mcf Per Day)	
32		Gasoline Output Capacity (Gallons Per Day)	
33		Gasoline Storage Capacity (Gallons)	
34		Statistics	
35		Average Mcf Per Gallon of Gasoline	
36		Plant Investment Per Mcf Daily Treating Capacity	
37		Expenses Per Gallon of Product Recovered	
38		Extracted Products Used by Respondent (Specify in a footnote product, quantity, and use)	

Blank Page
[Next page is 508

NAME OF RESPONDENT New Jersey Natural Gas Company	This Report is: (1) <input checked="" type="checkbox"/> An Original (2) <input type="checkbox"/> A Resubmission	Date of Report March 31, 2014	Year Ending Dec. 31, 2013
--	---	----------------------------------	------------------------------

Compressor Stations

1. Report below details concerning compressor stations. Use the following subheadings: field compressor stations, products extraction compressor stations, underground storage compressor stations, transmission compressor stations, distribution compressor stations, and other compressor stations.
2. For column (a), indicate the production area where such stations are used. Group relatively small field compressor stations by production area. Show the number of stations grouped, identify any station held under a title other than full ownership. State in a footnote the name of owner or co-owner, the nature of respondent's title, and percent of ownership it jointly owned.

Line No.	Name of Station and Location (a)	Number of Units at Station (b)	Certificated Horsepower for Each Station (c)	Plant Cost (d)
1				
2				
3				
4	Not Applicable			
5				
6				
7				
8				
9				
10				
11				
12				
13				
14				
15				
16				
17				
18				
19				
20				
21				
22				
23				
24				
25				

NAME OF RESPONDENT New Jersey Natural Gas Company	This Report is: (1) <input checked="" type="checkbox"/> An Original (2) <input type="checkbox"/> Resubmission	Date of Report <i>March 31, 2014</i>	Year Ending Dec. 31, 2013
---	---	---	------------------------------

Compressor Stations

Designate any station that was not operated during the past year. State in a footnote whether the book cost of such station has been retired in the books of account, or what disposition of the station and its book cost are contemplated. Designate any compressor units in transmission compressor stations installed and put into operation during the year and show in a footnote each unit's size and the date the unit was placed in operation.

3. For column (e), include the type of fuel or power, if other than natural gas. If two types of fuel or power are used, show separate entities for natural gas and the other fuel or power.

Line No.	Expenses (except depreciation and taxes) Fuel or Power (e)	Expenses (except depreciation and taxes) Other (f)	Gas for Compressor Fuel in Dth (g)	Operation Data Total Compressor Hours of Operation During Year (h)	Operation Data Number of Compressors Operated at Time of Station Peak (l)	Date of Station Peak (j)
1				NOT APPLICABLE		
2						
3						
4						
5						
6						
7						
8						
9						
10						
11						
12						
13						
14						
15						
16						
17						
18						
19						
20						
21						
22						
23						
24						
25						

NAME OF RESPONDENT New Jersey Natural Gas Company	This Report is: (1) An Original (2) A Resubmission	Date of Report March 31, 2014	Year Ending Dec. 31, 2013
---	--	----------------------------------	------------------------------

GAS AND OIL WELLS

1. Report below the particulars (details) concerning gas and oil wells of the respondent which are either producing or capable of production.
 2. Report the required information alphabetically by states. List wells located offshore separately.
 3. For column (a), under separate headings, list gas wells first, oil wells second, and combination wells third. Combination wells are wells producing or capable of production from one or more oil reservoirs and also from one or more gas reservoirs. Enter totals for each of the head-

ings (gas wells, oil wells, combination wells). Designate any wells not operated during the past year, and in a footnote state whether the book cost of such wells, or any portion thereof, has been retired in the books of account, or what disposition of the wells and their book cost is contemplated.
 4. In column (f), report wells reclassified during the year as oil wells, gas wells, or combination wells. Show additions in black and deductions enclosed in parentheses. The total additions equal the total deductions.

Line No.	Location of Wells (a)	Number of wells Beginning of Year (b)	ADDITIONS DURING YEAR			Wells Reclassified (f)	REDUCTIONS DURING YEAR		Number of Wells at End of Year (l)
			Successful Wells Drilled (c)	Wells Purchased (d)	Total (c + d) (e)		Wells Abandoned (g)	Wells Sold (h)	
1	NOT APPLICABLE								
2									
3									
4									
5									
6									
7									
8									
9									
10									
11									
12									
13									
14									
15									
16									
17									
18									
19									
20									
21									
22									
23									
24									
25									
26									
27									
28									
29									
30									
31									
32									
33									
34									
35									
36									
37									
38									
39									
40									

NAME OF RESPONDENT New Jersey Natural Gas Company	This Report is: <input checked="" type="checkbox"/> An Original <input type="checkbox"/> A Resubmission	Date of Report <i>March 31, 2014</i>	Year Ending Dec. 31, 2013
---	---	---	------------------------------

FIELD AND STORAGE LINES

<p>1. Report below the total miles of pipe composing gathering systems and those of underground gas storage projects operated by the respondent during the year.</p> <p>2. Provide separate subheadings and totals for gathering system field lines and underground storage lines.</p> <p>3. Report information on gathering system field lines by State.</p>	<p>4. If any field lines or storage lines were not operated during the past year; provide particulars (details) of such lines in a footnote. State whether the book cost of such lines or any portion thereof has been retired in the books of account, or what disposition of the lines and their book cost is contemplated.</p> <p>5. Report miles of pipe to the nearest tenth of a mile.</p>
---	--

Line No.	Designation (Identification) of Gathering System and Production Area or Storage Area (a)	Total Miles of Pipe (b)
1	NOT APPLICABLE	
2		
3		
4		
5		
6		
7		
8		
9		
10		
11		
12		
13		
14		
15		
16		
17		
18		
19		
20		
21		
22		
23		
24		
25		
26		
27		
28		
29		
30		
31		
32		
33		
34		
35		
36		
37		
38		
39		
40		
41		
42		
43		
44		

Blank Page
[Next page is 512]

NAME OF RESPONDENT New Jersey Natural Gas Company	This Report is: <input checked="" type="checkbox"/> An Original <input type="checkbox"/> A Resubmission	Date of Report March 31, 2014	Year Ending Dec. 31, 2013
--	---	----------------------------------	------------------------------

GAS STORAGE PROJECTS

1. Report injections and withdrawals of gas for all storage projects used by respondent.

Line No.	Item	Gas Belonging to Respondent (Dth) (B)	Gas Belonging to Others (Dth) (C)	Total Amount (Dth) (D)
STORAGE OPERATIONS (in Dth)				
1	Gas Delivered to Storage			
2	January	37,712		37,712
3	February	(173,532)		(173,532)
4	March	187,056		187,056
5	April	3,188,430		3,188,430
6	May	3,148,647		3,148,647
7	June	3,653,792		3,653,792
8	July	2,624,068		2,624,068
9	August	3,713,535		3,713,535
10	September	2,735,642		2,735,642
11	October	3,185,854		3,185,854
12	November	231,352		231,352
13	December	(16,546)		(16,546)
14	TOTAL (Total of lines 2 thru 13)	22,516,010	(a)	22,516,010
15	Gas Withdrawn From Storage			
16	January	6,448,287		6,448,287
17	February	6,791,575		6,791,575
18	March	3,731,345		3,731,345
19	April	44,082		44,082
20	May	81,573		81,573
21	June	27,653		27,653
22	July	55,091		55,091
23	August	1,039,110		1,039,110
24	September	(8,221)		(8,221)
25	October	104,260		104,260
26	November	2,375,126		2,375,126
27	December	5,627,232		5,627,232
28	TOTAL (Total of lines 16 thru 27)	26,317,113	(b)	26,317,113

(a) Equals Injections Into Storage, Page 327B.

(b) Equals Withdrawals from Storage, Page 327B.

NAME OF RESPONDENT New Jersey Natural Gas Company	This Report is: <input checked="" type="checkbox"/> An Original <input type="checkbox"/> A Resubmission	Date of Report <i>March 31, 2014</i>	Year Ending Dec. 31, 2013
---	---	---	------------------------------

GAS STORAGE PROJECTS (Continued)

1. On line 4, enter the total storage capacity certified by FERC. 2. Report total amount in dth or other unit, as applicable on lines 2,3,4,7. If quantity is converted from Mcf to Dth, provide conversion factor in a footnote.

Line No.	Item (a)	Total Amount (b)
STORAGE OPERATIONS		
1	Top of Working Gas End of Year	
2	Cushion Gas (including Native Gas)	
3	Total Gas in Reservoir (Total of lines 1 and 2)	
4	Certified Storage capacity	924,000
5	Number of Injection - Withdrawal Wells	
6	Number of Observation Wells	
7	Maximum Days' Withdrawal from Storage	
8	Dare of Maximum Day's Withdrawal	
9	LNG Terminal Companies (in Dth)	
10	Number of Tanks	3
11	Capacity of Tanks	924,000
12	LNG Volume	
13	Received at "Ship Rail"	
14	Transferred to Tanks	
15	Withdrawn from Tanks	
16	"Boil Off" Vaporization Loss	

NAME OF RESPONDENT New Jersey Natural Gas Company	This Report is: <input checked="" type="checkbox"/> An Original <input type="checkbox"/> A Resubmission	Date of Report <i>March 31, 2014</i>	Year Ending Dec. 31, 2013
---	---	---	------------------------------

TRANSMISSION LINES

- | | |
|--|--|
| <p>1. Report below, by state, the total miles of transmission lines of each transmission system operated by respondent at end of year.</p> <p>2. Report separately any lines held under a title other than full ownership. Designate such lines with an asterisk, in column (b) and in a footnote state the name of owner, or co-owner, nature of respondent's title and percent ownership if jointly owned.</p> | <p>3. Report separately any line that was not operated during the past year. Enter in a footnote the details and state whether the book cost of such a line, or any portion thereof, has been retired in the books of account, or what disposition of the line and its book costs are contemplated.</p> <p>4. Report the number of miles of pipe to one decimal point.</p> |
|--|--|

Line No.	Designation (Identification) of Line or Group of Lines (a)	*	Total Miles of Pipe (c)
1	8" and under		2.57
2	10"		11.74
3	12"		84.42
4	14"		
5	16"		64.99
6	20"		31.54
7	24"		12.10
8	30"		18.90
9			
10			
11			
12			
13			
14			
15			
16			
17			
18			
19			
20			
21			
22			
23			
24			
25	TOTAL		226.25

NAME OF RESPONDENT New Jersey Natural Gas Company	This Report is: <input checked="" type="checkbox"/> An Original <input type="checkbox"/> A Resubmission	Date of Report <i>March 31, 2014</i>	Year Ending Dec. 31, 2013
---	---	---	------------------------------

LIQUEFIED PETROLEUM GAS OPERATIONS

1. Report the information called for below concerning plants which produce gas from liquefied petroleum gas (LPG).
2. For column (a), give city and State or such other designation necessary to locate plant on a map of the respondent's system.
3. For columns (b) and ©, the plant cost and operation and

maintenance expense of any liquefied petroleum gas installation which is only an adjunct of a manufactured gas plant, may include or exclude (as appropriate) the plant cost and expenses of any plant used jointly with the manufactured gas facilities on the basis of predominant use. Indicate in a footnote how the plant cost and expenses for the liquefied petroleum plant described above are reported.

Line No.	Location of Plant and Year Installed (City, state, etc.) (a)	Cost of Plant (Land struct. Equip.) (b)	Expenses	
			Oper. Maintenance, Plants, etc. (c)	Cost of LPG Used (d)
1	NOT APPLICABLE			
2				
3				
4				
5				
6				
7				
8				
9				
10				
11				
12				
13				
14				
15				
16				
17				
18				
19				
20				
21				
22				
23				
24				
25				
26				
27				
28				
29				
30				
31				
32				
33				
34				
35				
36				
37				
38				
39				
40				

NAME OF RESPONDENT New Jersey Natural Gas Company	This Report is: (1) <input checked="" type="checkbox"/> An Original (2) <input type="checkbox"/> A Resubmission	Date of Report <i>March 31, 2014</i>	Year Ending Dec. 31, 2013
--	---	---	------------------------------

LIQUEFIED PETROLEUM GAS OPERATIONS (Continued)

Designate any plant held under a title other than full ownership and in a footnote state name of owner or co-owner, nature of respondent's title, and percent ownership if jointly owned.
4. For column (g) report the Mcf that is mixed with natural gas or which is substituted for deliveries normally made from natural gas. Natural gas means either natural gas unmixed or any mixture of natural and manufactured gas or mixture of natural gas and gasified LPG.

5. If any plant was not operated during the past year, give particulars (details) in a footnote, and state whether the book cost of such plant, or any portion thereof, has been retired in the books of account, or what disposition of the plant and its book cost is contemplated.
6. Report pressure base of gas at 14.73 psia at 60°F. Indicate the Btu content in a footnote.

Gallons of LPG Used (e)	Gas Produced		LPG Storage Cap. Gallons (h)	Function of Plant (Base load, Peaking, etc.) (i)	Line No.
	Amount of Mcf (f)	Amount of Mcf Mixed with Natural Gas (g)			
			NOT APPLICABLE		1
					2
					3
					4
					5
					6
					7
					8
					9
					10
					11
					12
					13
					14
					15
					16
					17
					18
					19
					20
					21
					22
					23
					24
					25
					26
					27
					28
					29
					30
					31
					32
					33
					34
					35
					36
					37
					38
					39
					40

NAME OF RESPONDENT New Jersey Natural Gas Company	This Report is: (1) <input checked="" type="checkbox"/> An Original (2) <input type="checkbox"/> A Resubmission	Date of Report March 31, 2014	Year Ending Dec. 31, 2013
--	---	--------------------------------------	----------------------------------

Transmission System Peak Deliveries

1. Report below the total transmission system deliveries of gas (in Dth), excluding deliveries to storage, for the period of system peak deliveries indicated below, during the 12 months embracing the heating season overlapping the year's end for which this report is submitted. The season's peak normally will be reached before the due date of this report, April 30, which permits inclusion of the peak information required on this page. Add rows as necessary to report all data. Number additional rows 6.01, 6.02, etc.

Line No.	Description	Dth of Gas Delivered to Interstate Pipelines	Dth of Gas Delivered to Others	Total (b) + (c)
	NOT APPLICABLE	(b)	(c)	(d)
	SECTION A: SINGLE DAY PEAK DELIVERIES			
1				
2	Volumes of Gas Transported			
3	No-Notice Transportation			
4	Other Firm Transportation			
5	Interruptible Transportation			
6				
7	TOTAL			
8	Volumes of Gas Withdrawn from Storage under Storage Contract			
9	No-Notice Storage			
10	Other Firm Storage			
11	Interruptible Storage			
12				
13	TOTAL			
14	Other Operational Activities			
15	Gas Withdrawn from Storage for System Operations			
16	Reduction in Line Pack			
17				
18	TOTAL			
19	SECTION B: CONSECUTIVE THREE-DAY PEAK DELIVERIES			
20				
21	Volumes of Gas Transported			
22	No-Notice Transportation			
23	Other Firm Transportation			
24	Interruptible Transportation			
25				
26	TOTAL			
27	Volumes of Gas Withdrawn from Storage under storage Contract			
28	No-Notice Storage			
29	Other Firm Storage			
30	Interruptible Storage			
31				
32	TOTAL			
33	Other Optional Activities			
34	Gas Withdrawn from Storage for System Operations			
35	Reduction in Line Pack			
36				
37	TOTAL			

NAME OF RESPONDENT New Jersey Natural Gas Company	This Report is: <input checked="" type="checkbox"/> An Original <input type="checkbox"/> A Resubmission	Date of Report <i>March 31, 2014</i>	Year Ending Dec. 31, 2013
---	---	---	------------------------------

AUXILIARY PEAKING FACILITIES

1. Report below auxiliary facilities of the respondent for meeting seasonal peak demands on the respondent's system, such as underground storage projects, liquefied petroleum gas installations, gas liquefaction plants, oil gas sets, etc.

2. For column (c), for underground storage projects, report the delivery capacity on February 1 of the heating season overlapping the year-end for which this report is submitted.

For other facilities, report the rated maximum daily delivery capacities.

3. For column (d), include or exclude (as appropriate) the cost of any plant used jointly with another facility on the basis of predominant use, unless the auxiliary peaking facility is a separate plant as contemplated by general instruction 12 of the Uniform system of Accounts.

Line No.	Location of Facility (a)	Type of Facility (b)	Maximum Daily Delivery Capacity of Facility Dth (c)	Cost of Facility (in dollars) (d)	Was Facility Operated on Day of Highest Transmission Peak Delivery?	
					Yes (e)	No (f)
1	<u>LNG PLANT</u>					
2						
3	Howell Twp., NJ	Peaking	150,000		Yes	
4	Stafford Twp., NJ	Peaking	20,000		Yes	
5						
6						
7						
8						
9						
10						
11						
12						
13						
14						
15						
16						
17						
18						
19						
20						
21						
22						
23						
24						
25						
26						
27						
28						
29						
30						

NAME OF RESPONDENT New Jersey Natural Gas Company	This Report is: <input checked="" type="checkbox"/> An Original <input type="checkbox"/> A Resubmission	Date of Report March 31, 2014	Year Ending Dec. 31, 2013
--	---	----------------------------------	------------------------------

GAS ACCOUNT - NATURAL GAS

1. The purpose of this schedule is to account for the quantity of natural gas received and delivered by the respondent.
2. Natural gas means either natural unmixed or any mixture of natural and manufactured gas.
3. Enter in column (c) the Dth as reported in the schedules indicated for the items of receipts and deliveries.
4. Indicate in a footnote the quantities of bundled sales and transportation gas and specify the line on which such quantities are listed.
5. If the respondent operates two or more systems which are not interconnected, submit separate pages for this purpose. Use copies of pages 520.
6. Also indicate by footnote the quantities of gas not subject to Commission regulation which did not incur FERC regulatory costs by showing (1) the local distribution volumes another jurisdictional pipeline delivered to the local distribution company portion of the reporting pipeline (2) the quantities that the reporting pipeline transported or sold through its local distribution facilities or intrastate facilities and which the reporting pipeline received through gathering facilities or intrastate facilities, but not through any of the intrastate portion of the reporting pipeline, and (3) the gathering line quantities that were not designed for intrastate market or that were not transported through any interstate portion of the reporting pipelines.
7. Also indicate in a footnote (1) the system supply quantities of gas that are stored by the reporting pipeline, during the reporting year and also reported as sales, transportation and compression volumes by the reporting pipeline during the same reporting year (2) the system supply quantities of gas that are stored by the reporting pipeline during the reporting year which the reporting pipeline intends to sell or transport in a future reporting year, and (3) contract storage quantities.
8. Also indicate the volumes of pipeline production field sales that are included in both the company's total sales figure and the company's total transportation figure. Add additional rows as necessary to report all data, numbered 14.01, 14.02, etc.

01 NAME OF SYSTEM

Line No.	Item (a)	Ref Page No. (b)	Amount of Dth (c)
2	GAS RECEIVED		
3	Gas Purchases (accounts 800-805)	327 C	105,090,242
4	Gas of Others Received for Gathering (Account 489.1)	305	
5	Gas of Others received for Transmission (Account 489.2)	301	
6	Gas of Others Received for Distribution (Account 489.3)	307	
7	Gas of Others Received for Contract Storage (Account 489.4)	328	
8	Exchanged Gas Received from Others (Account 806)	328	
9	Gas Received as Imbalances (Account 806)	332	
10	Receipt of Respondent's Gas Transported by Others (Account 856)		
11	Other Gas Withdrawn from Storage (Explain) Withdrawn from Underground Storage	512	26,317,113
12	Gas Received from Shippers as Compressor Station Fuel		
13	Gas Received from Shippers as Lost and Unaccounted for		
14	Other Receipts (Specify) Gas Received from LNG Storage	327 C	632,847
15	Total Receipts (Total of lines 3 thru 14)		132,040,202
16	GAS DELIVERED		
17	Gas Sales (Account 480-484)		72,754,600
18	Deliveries of Gas Gathered of Others (Account 489.1)	303	
19	Deliveries of Gas Transported for Others (Account 489.2)	305	
20	Deliveries of Gas Distributed for Others (Account 489.3)	301	
21	Deliveries of Contract Storage Gas (Account 489.4)	307	
22	Exchange Gas Delivered to Others (Account 806)	328	
23	Gas Delivered as Imbalances (Account 806)	328	
24	Deliveries of Gas to Others for Transportation (Account 858)	332	
25	Other Gas Delivered to Storage (Explain) Gas Delivered to Underground Storage	512	22,516,010
26	Gas Used for Compressor Station Fuel	509	
27	Gas Delivered from LNG Storage, NG used by Respondent & Out of State Sales		37,088,358
28	Total Deliveries (Total of lines 17 thru 27.7)		132,358,968
29	GAS UNACCOUNTED FOR		
30	Production System Losses		
31	Gathering System Losses		
32	Transmission System Losses		
33	Distribution System Losses	327 C	(318,766)
34	Storage System Losses		
35	Other Losses (Specify)		
36	Total Unaccounted for (Total of lines 30 thru 35)		(318,766)
37	Total Deliveries & Unaccounted for (Total of lines 28 and 36)		132,040,202

Name of Respondent	This Report Is: (1) <input type="checkbox"/> An Original (2) <input type="checkbox"/> A Resubmission	Date of Report (Mo, Da, Yr) 3/31/14	Year/Period of Report End of 2013
--------------------	--	---	--------------------------------------

Shipper Supplied Gas for the Current Quarter

- Report monthly (1) shipper supplied gas for the current quarter and gas consumed in pipeline operations, (2) the disposition of any excess, the accounting recognition given to such disposition and the specific account(s) charged or credited, and (3) the source of gas used to meet any deficiency, the accounting recognition given to the gas used to meet the deficiency, including the accounting basis of the gas and the specific account(s) charged or credited.
- On lines 7, 14, 22 and 30 report only the dekatherms of gas provided by shippers under tariff terms and conditions for gathering, production/ extraction/processing, transmission, distribution and storage service and the use of that gas for compressor fuel, other operational purposes and lost and unaccounted for. The dekatherms must be broken out by functional categories on Lines 2-6, 9-13, 16-21 and 24-29. The dekatherms must be reported in column (d) unless the company has discounted or negotiated rates which should be reported in columns (b) and (c).
- On lines 7, 14, 22 and 30 report only the dollar amounts of gas provided by shippers under tariff terms and conditions for gathering, production/ extraction/processing, transmission, distribution and storage service and the use of that gas for compressor fuel, other operational purposes and lost and unaccounted for. The dollar amounts must be broken out by functional categories on Lines 2-6, 9-13, 16-21 and 23-29. The dollar amounts must be reported in column (h) unless the company has discounted or negotiated rates which should be reported in columns (f) and (g). The accounting should disclose the account(s) debited and credited in columns (m) and (n).
- Indicate in a footnote the basis for valuing the gas reported in Columns (f), (g) and (h).
- Report in columns (j), (k) and (l) the amount of fuel waived, discounted or reduced as part of a negotiated rate agreement.
- On lines 32-37 report the dekatherms and dollar value of the excess or deficiency in shipper supplied gas broken out by functional category and whether recourse rate, discounted or negotiated rate.
- On lines 39 through 51 report the dekatherms, the dollar amount and the account(s) credited in Column (o) for the dispositions of gas listed in column (a).
- On lines 53 through 65 report the dekatherms, the dollar amount and the account(s) debited in Column (n) for the sources of gas reported in column (a).
- On lines 66 and 67, report forwardhaul and backhaul volume in Dths of throughput.
- Where appropriate, provide a full explanation of the allocation process used in reported numbers in a footnote.

Line No.	Item (a)	Month 1 Discounted rate Dth (b)	Month 1 Negotiated Rate Dth (c)	Month 1 Recourse Rate Dth (d)	Month 1 Total Dth (e)
1	SHIPPER SUPPLIED GAS (LINES 13 AND 14, PAGE 520)				
2	Gathering				
3	Production/Extraction/Processing		NOT APPLICABLE		
4	Transmission				
5	Distribution				
6	Storage				
7	Total Shipper Supplied Gas				
8	LESS GAS USED FOR COMPRESSOR STATION FUEL (LINE 28, PAGE 520)				
9	Gathering				
10	Production/Extraction/Processing				
11	Transmission				
12	Distribution				
13	Storage				
14	Total gas used in compressors				
15	LESS GAS USED FOR OTHER DELIVERIES AND GAS USED FOR OTHER OPERATIONS (LINE 29, PAGE 520) (Footnote)				
16	Gathering				
17	Production/Extraction/Processing				
18	Transmission				
19	Distribution				
20	Storage				
21	Other Deliveries (specify) (footnote details)				
22	Total Gas Used For Other Deliveries And Gas Used For Other Operations				
23	LESS GAS LOST AND UNACCOUNTED FOR (LINE 32, PAGE 520)				
24	Gathering				
25	Production/Extraction/Processing				
26	Transmission				
27	Distribution				
28	Storage				
29	Other Losses (specify) (footnote details)				
30	Total Gas Lost And Unaccounted For				

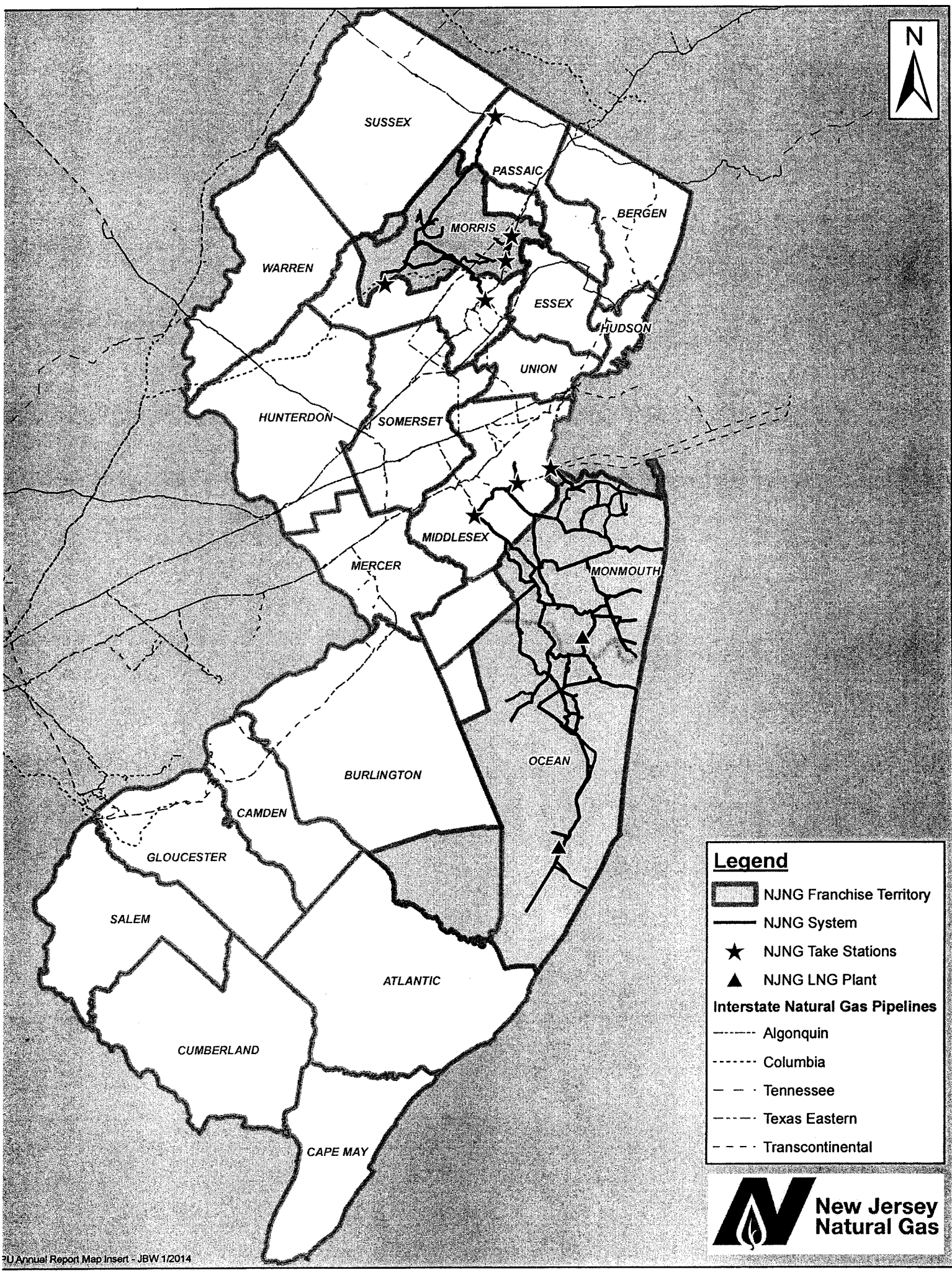
Name of Respondent	This Report Is: (1) <input type="checkbox"/> An Original (2) <input type="checkbox"/> A Resubmission	Date of Report (Mo, Da, Yr) 3/31/14	Year/Period of Report End of 2013
--------------------	--	---	--------------------------------------

Shipper Supplied Gas for the Current Quarter (continued)










Line No.	Item (a)	Month 2 Discounted rate Dth (p)	Month 2 Negotiated Rate Dth (q)	Month 2 Recourse Rate Dth (r)	Month 2 Total Dth (s)
31	NET EXCESS OR (DEFICIENCY)				
32	Gathering				
33	Production/Extraction				
34	Transmission				
35	Distribution				
36	Storage		NOT APPLICABLE		
37	Total Net Excess Or (Deficiency)				
38	DISPOSITION OF EXCESS GAS:				
39	Gas sold to others				
40	Gas used to meet imbalances				
41	Gas added to system gas				
42	Gas returned to shippers				
43	Other (list)				
44					
45					
46					
47					
48					
49					
50					
51	Total Disposition Of Excess Gas				
52	GAS ACQUIRED TO MEET DEFICIENCY:				
53	System gas				
54	Purchased gas				
55	Other (list)				
56					
57					
58					
59					
60					
61					
62					
63					
64					
65	Total Gas Acquired To Meet Deficiency				

Name of Respondent	This Report is: (1) <u> </u> An Original (2) <u> </u> A Resubmission	Date of Report (Mo, Da, Yr) 3/31/14	Year/Period of Report 2013
System Maps			

1. Furnish five copies of a system map (one with each filed copy of this report) of the facilities operated by the respondent for the production, gathering, transportation, and sale of natural gas. New maps need not be furnished if no important change has occurred in the facilities operated by the respondent since the date of the maps furnished with a previous year's annual report. If, however, maps are not furnished for this reason, reference should be made in the space below to the year's annual report with which the maps were furnished.
2. Indicate the following information on the maps:
- (a) Transmission lines.
 - (b) Incremental facilities.
 - (c) Location of gathering areas.
 - (d) Location of zones and rate areas.
 - (e) Location of storage fields.
 - (f) Location of natural gas fields.
 - (g) Location of compressor stations.
 - (h) Normal direction of gas flow (indicated by arrows).
 - (i) Size of pipe.
 - (j) Location of products extraction plants, stabilization plants, purification plants, recycling areas, etc.
 - (k) Principal communities receiving service through the respondent's pipeline.
3. In addition, show on each map: graphic scale of the map; date of the facts the map purports to show; a legend giving all symbols and abbreviations used; designations of facilities leased to or from another company, giving name of such other company.
4. Maps not larger than 24 inches square are desired. If necessary, however, submit larger maps to show essential information. Fold the maps to a size not larger than this report. Bind the maps to the report.



Legend

-  NJNG Franchise Territory
-  NJNG System
-  NJNG Take Stations
-  NJNG LNG Plant
- Interstate Natural Gas Pipelines**
-  Algonquin
-  Columbia
-  Tennessee
-  Texas Eastern
-  Transcontinental



NAME OF RESPONDENT
New Jersey Natural Gas Company

This Report is:
 An Original
 A Resubmission

Date of Report
March 31, 2014

Year Ending
Dec. 31, 2013

SYSTEM LOAD STATISTICS

1. Report below the information specified.
2. Maximum daily production capacity means the maximum number of therms which can be produced, purified, etc.

Line No.	(a)	Dth (b)
1	Maximum Send-out in Any Other Day _____	572,517
2	Date of Such Maximum _____	1/22/2013
3	Maximum Send-out in Any Consecutive 3-days _____	1,705,954
4	Date of Such Maximum _____	1/22 - 1/24/2013
5	Maximum Daily Production Capacity _____	
6	
7	
8	
9	
10	
11	Manufactured Gas _____	
12	
13	Maximum Daily Purchase Capacity	936,405
14	Total Maximum Daily Production and Purchase Capacity _____	
15	Maximum Holder Capacity _____	
16	Monthly Send-out; January _____	25,242,637
17	February _____	24,070,896
18	March _____	22,669,892
19	April _____	14,699,287
20	May _____	14,499,342
21	June _____	13,214,235
22	July _____	16,660,028
23	August _____	15,430,270
24	September _____	13,938,697
25	October _____	15,265,256
26	November _____	18,836,754
27	December _____	23,057,413
28	Total (Page 329 C)	217,584,705

NAME OF RESPONDENT New Jersey Natural Gas Company	This Report is: <input checked="" type="checkbox"/> An Original <input type="checkbox"/> A Resubmission	Date of Report March 31, 2014	Year of Report Dec. 31, 2013
--	---	----------------------------------	---------------------------------

DISTRIBUTION MAINS

Report below information called for with respect to distribution mains.

Line No.	Size (Inches) (a)	Kind of Pipe (b)	Feet in Use Beginning of Year (c)	Net Change Inc. or (Dec) (d)	Feet in Use End of Year (e)
1	2" & under	Steel, Cast Iron, Wrought Iron	10,638,693	(101,550)	10,537,143
2	2.5		33,157	(33,157)	0
3	3		400,276	(175,411)	224,865
4	4		3,586,925	750	3,587,675
5	5		-		-
6	6		2,935,703	(130,375)	2,805,328
7	8		764,186	(6,551)	757,635
8	10		43,318		43,318
9	12		400,052	(361)	399,691
10	14		-		-
11	16		91,271	16,837	108,108
12	20+		86,261	-	86,261
13			-		-
14	Subtotal		<u>18,979,843</u>	<u>(429,818)</u>	<u>18,550,024</u>
15	2	Plastic	12,350,536	610,052	12,960,588
16	4		3,916,014	139,597	4,055,611
17	6 - 8		1,132,936	68,756	1,201,692
18	8		53,075	-	53,075
19	10 - 12		154,873		154,873
20	Subtotal			<u>17,607,434</u>	<u>818,405</u>
21					
22					
23					
24					
25					
26					
27					
28					
29					
30					
31					
32					
33					
34					
35					
36					
		Total Feet	36,587,276	388,587	36,975,863
		Total Miles (to 0.1)	6,929.41	73.60	7,003.00

NAME OF RESPONDENT
New Jersey Natural Gas Company

This Report is:
 An Original
 A Resubmission

Date of Report
March 31, 2014

Year Ending
Dec. 31, 2013

SERVICES

1. Report below the information relating to complete services.
2. Extensions of stub services to connect to customer's premises are to be treated as additions to active services and deductions from inactive services for future use.

Line No.	ITEM	TOTAL
1	Total complete services first of year	473,352
2		
3	Installed during year	14,923
4		
5	Purchased during year	0
6		
7		
8		
9	Total	488,275
10		
11	Retired during year	(7,226)
12	Installed during year	0
13	Extensions of incomplete services during year	0
14		
15	Total deductions during year	(7,226)
16	Total end of year	481,049

METERS

1. Report below the specified information.

LINE NO.	ITEM	TOTAL
21	Number at beginning of year	513,126
22	Acquired during year	28,951
23	Total	542,077
24	Retired during year	(38,342)
25	Number at end of year	503,735
26		
27	Meters in stock	10,056
28	Locked meters in customers' premises	15,583
29	Regular meters in customers' use	478,027
30	Meters in company's use	69
31	Total end of year	503,735

Notes

<p>NAME OF RESPONDENT New Jersey Natural Gas Company</p>	<p>This Report is: <input checked="" type="checkbox"/> An Original <input type="checkbox"/> A Resubmission</p>	<p>Date of Report March 31, 2014</p>	<p>Year Ending Dec. 31, 2013</p>
--	--	--	--------------------------------------

FOOTNOTE REFERENCE

<p>Page No. (a)</p>	<p>Line or Item No. (b)</p>	<p>Column No. (c)</p>	<p>Footnote No. (d)</p>
<p>NOT APPLICABLE</p>			

<p align="center">NAME OF RESPONDENT New Jersey Natural Gas Company</p>	<p>This Report is: <input checked="" type="checkbox"/> An Original <input type="checkbox"/> A Resubmission</p>	<p>Date of Report <i>March 31, 2014</i></p>	<p>Year Ending Dec. 31, 2013</p>
---	--	---	--------------------------------------

FOOTNOTE TEXT

<p align="center">Footnote No. (a)</p>	<p align="center">Footnote Text (b)</p>
--	---

	<p align="center">NOT APPLICABLE</p>
--	--------------------------------------

INDEX

Accrued and prepaid taxes	262-263
Accumulated provision for depreciation of gas utility plant	219
utility plant (summary)	200-201
Advance to associated companies	222
Associated companies	256
advances from	222-223
advances to	102
control over respondent	103
corporations controlled by respondent	222-223
investment in	357
service contracts charges	357
Attestation 1	110-113
Balance Sheet, comparative	256-257
Bonds	250-251
Capital Stock	254
discount	254
expense	252
premiums	251
reacquired	252
subscribed	120-121
Cash flows, statement of	108
Changes -- important during the year	508-509
Compressor Stations	
Construction	218
overhead procedures, general description of	200-201
work in progress -- other utility departments	357
Contracts, service charges	
Control	103
corporations controlled by respondent	102
over respondent	107
security holders and voting powers	i
CPA Certification, this report form	
Current and accrued	268
liabilities, miscellaneous	
Deferred	269
credits, other	233
debits, miscellaneous	234-235
income taxes, accumulated	274-275
income taxes, accumulated-other property	276-277
income taxes, accumulated-other	350-351
regulatory expenses	iv
Definitions, this report form	
Depletion	336-338
amortization and depreciation of gas plant	336-338
and amortization of producing natural gas land and land rights	
Depreciation	336-338
gas plant	219
gas plant in service	254
Discount on Capital Stock	

Dividend appropriations	118-119
Earnings, retained	118-119
Exchange and imbalance transactions	328
Expenses, gas operation and maintenance	320-325
Extraordinary property losses	230
Filing Requirements, this report form	i-iii
Footnote Data	551-552
Gas account -- natural	520
Gas	
exchanged, natural	328
received	328
stored underground	220
used in utility operations, credit	331
plant in service	204-209
Gathering revenues	302-303
General description of construction overhead procedures	218
General information	101
Income	
deductions -- details	256-259,
340	
statement of, for year	114-116
Installments received on capital stock	252
Interest	
on debt to associated companies	340
on long-term from investment, advances, etc.	256-257
Instructions for filing the FERC Form No. 2	i-iii
Investment	
in associated companies	222-223
other	222-223
subsidiary companies	224-225
securities disposed of during year	222-223
temporary cash	222-223
Law, excerpts applicable to this report form	iv
List of Schedules, this report form	2-3
Legal proceedings during year	108
Long-term debt	256-257
assumed during year	255
retained during year	255
Management and engineering contracts	357
Map, system	
522	
Miscellaneous general expense	335
Notes	
Payable, advances from associated companies	256-257
to balance sheet	122
to financial statement	122
to statement of income for the year	122
Operating	
expenses -- gas	317-325
revenues -- gas	300-301
Other	
donations received from stockholders	253

gains on resale or cancellation of reacquired capital stock	253
miscellaneous paid-in capital	253
other supplies expense	334
paid-in capital	253
reduction in par or stated value of capital stock	253
regulatory assets	232
regulatory liabilities	278
Peak deliveries, transmission system,	518
Peaking facilities, auxiliary	519
Plant -- gas	
construction work in progress	216
held for future use	214
leased from others	212
leased to others	213
Plant --Utility	
accumulated provisions (summary)	200-201
leased to others, income from	213
Premium on capital stock	252
Prepaid taxed	
262-263	
Prepayments	
230	
Professional services, charges for	357
Property losses, extraordinary	230
Reacquired	
capital stock	250-251
long-term debt	256-257
Receivers' certificate	256-257
Reconciliation of reported net income with taxable income from Federal income taxes	261
Regulatory commission expenses	350-351
Regulatory commission expenses -- deferred	232
Retained earnings	
appropriated	118-119
statement of	118-119
unappropriated	118-119
Revenues	
from storing gas of others	306-307
from transportation of gas through gathering facilities	302-303
from transportation of gas through transmission facilities	304-305
gas operating	300
Salaries and wages, distribution of	354-355
Sales	
300-301	
Securities	
disposed of during year	222-223
holders and voting powers	107
investment in associated companies	222-223
investment, others	222-223
issued or assumed during year	255
refunded or retired during year	255
registered on a national exchange	250-251,

Stock liability for conversion	256-257
Storage	252
of natural gas, underground	512-513
revenues	306-307
Taxes	
accrued and prepaid	262-263
charged during the year	262-263
on income, deferred -- accumulated	222-223, 234-235
reconciliation of net income for	261
Transmission	
and compression of gas by others	332
lines	514
revenues	304-305
system peak deliveries	518
Unamortized	
debt discount and expense	258-259
loss and gain on reacquired debt	260
premium on debt	258-259
Underground	
storage of natural gas, expense, operating data, plant	512-513
Unrecovered plant and regulatory study costs	230

